


# REPÚBLICA DE WEIMAR



# REPÚBLICA DE WEIMAR – Evolución territorial (post WWI 1919 -1935)

En un país que ha pasado tan deprisa de una vida modesta a una prosperidad asombrosa, la política económica y la necesidad de mantener el crecimiento a través de las exportaciones (Alemania no encuentra suficiente demanda para la oferta que produce) desempeñan un papel de primer orden en la política.

Exceptuando el centro católico, los partidos políticos alemanes corresponden más a grupos de intereses que a preferencias sentimentales:

Los conservadores tienen su principal apoyo en las regiones del Este.

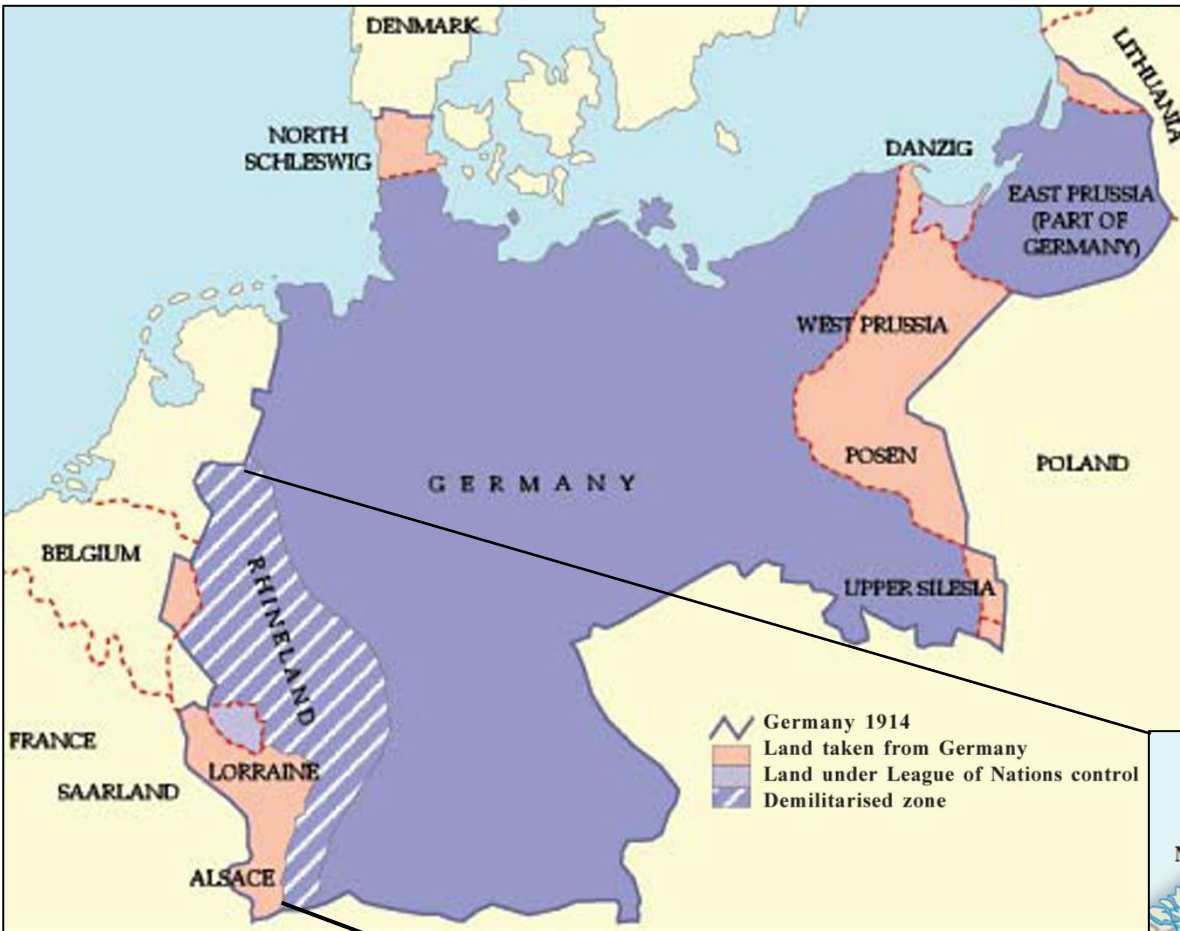
Los nacional liberales son, desde el primer momento, el partido dominado por los industriales.

Mientras que en el terreno de los progresistas se encuentra dominado por las profesiones liberales.

Por último el poder numérico de los socialdemócratas es la consecuencia directa de la concentración industrial. El partido socialdemócrata, que obtuvo un gran éxito en las elecciones de 1903, es por el número de afiliados, así como por recursos y la cantidad de periódicos, mucho más fuerte de lo que puedan ser los partidos análogos, pero no hace uso de esa fuerza para nada.

Las reglas constitucionales, que ignoran el régimen parlamentario, no permiten que el Reichstag ejerza una influencia decisiva sobre el poder ejército. El emperador y su canciller mantienen, pues, de hecho como por derecho, una gran libertad de acción.

# REPÚBLICA DE WEIMAR – Evolución territorial (post WWI 1919 -1935)



## Pérdidas territoriales y desmilitarizadas del Imperio alemán tras el Tratado de Versalles (1919)

Pérdidas de las colonias

13% del territorio europeo

10% de la población

Reparaciones:


132.000 Mill. de Marcos (6.000 Mill UKP/ 33.000 Mill USD)

Pago 1918 – 1932: 17% (22.000 Mill. de Marcos)

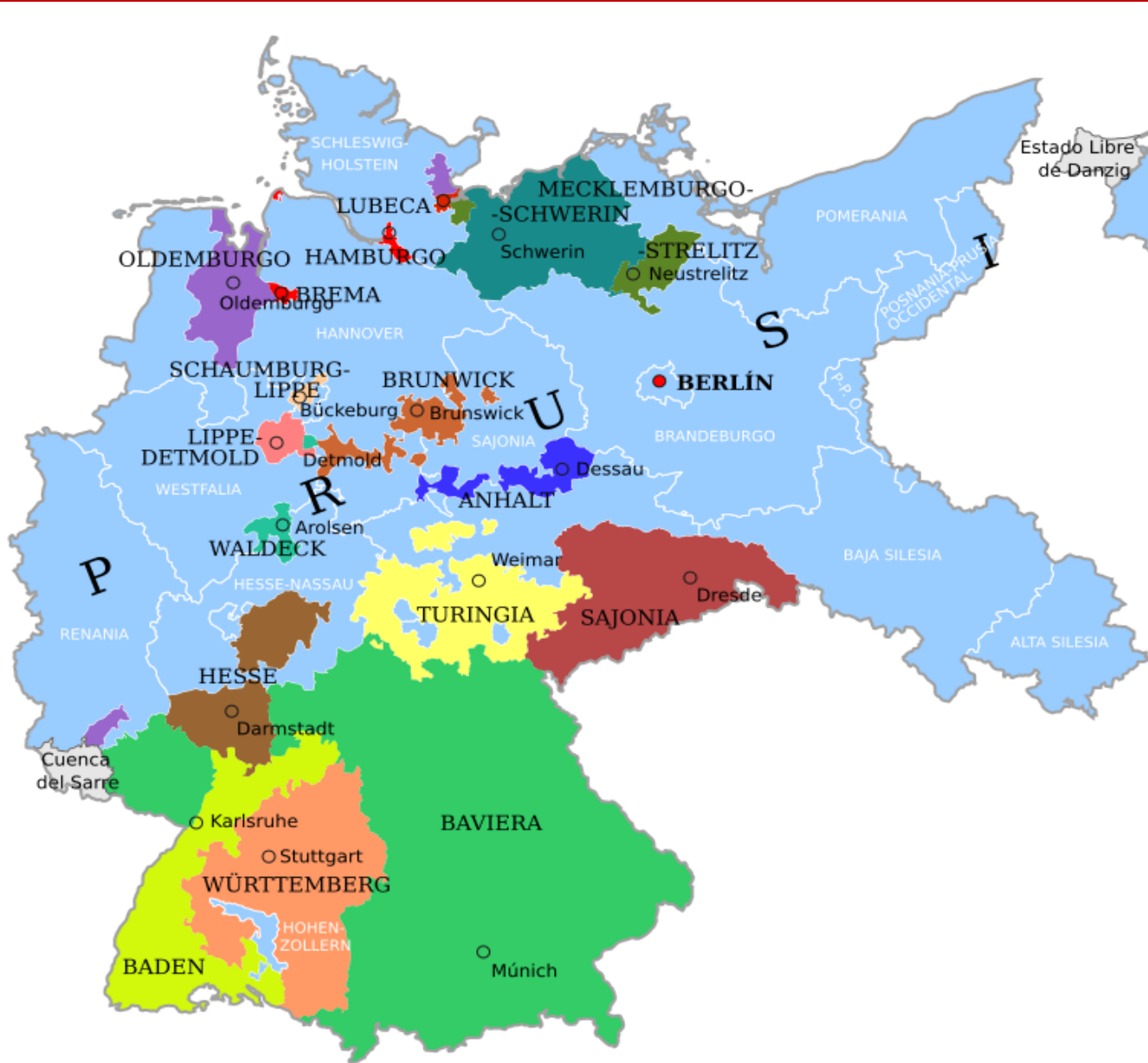
Ejército: > 100.000 efectivos, sin aviación, entrega de 68 buques



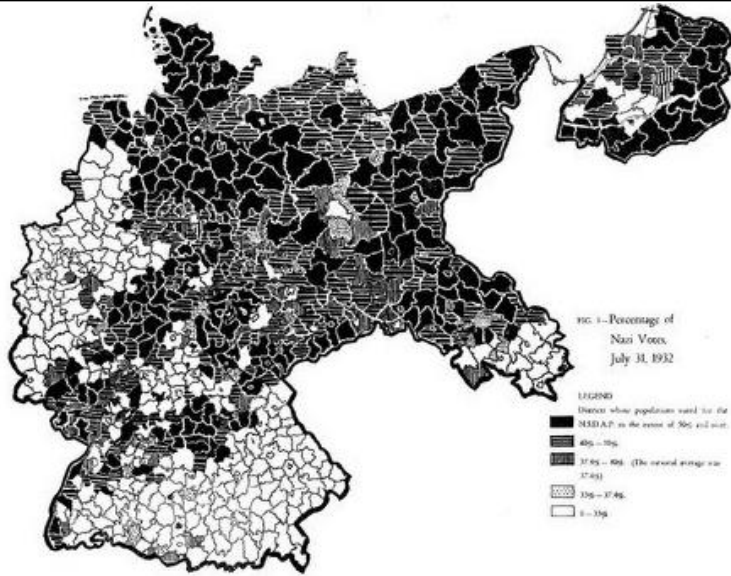
Imperio alemán 1914



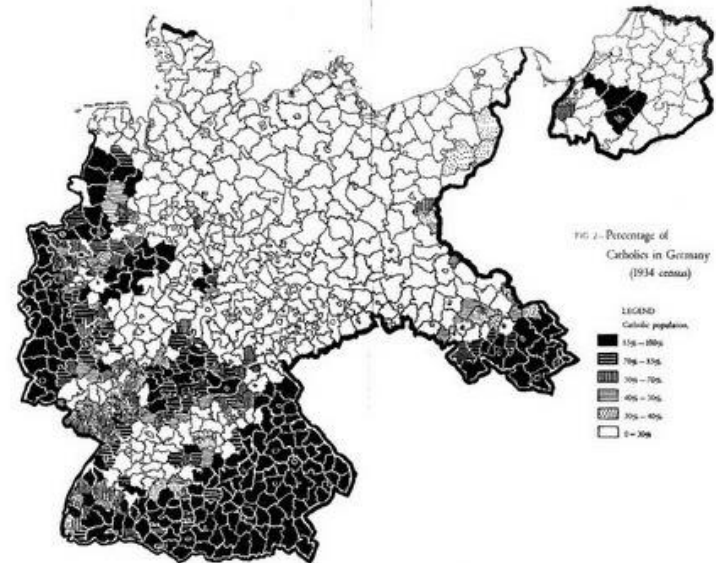
# REPÚBLICA DE WEIMAR - División administrativa (1925)



# REPÚBLICA DE WEIMAR – Perfil socioeconómico (2)

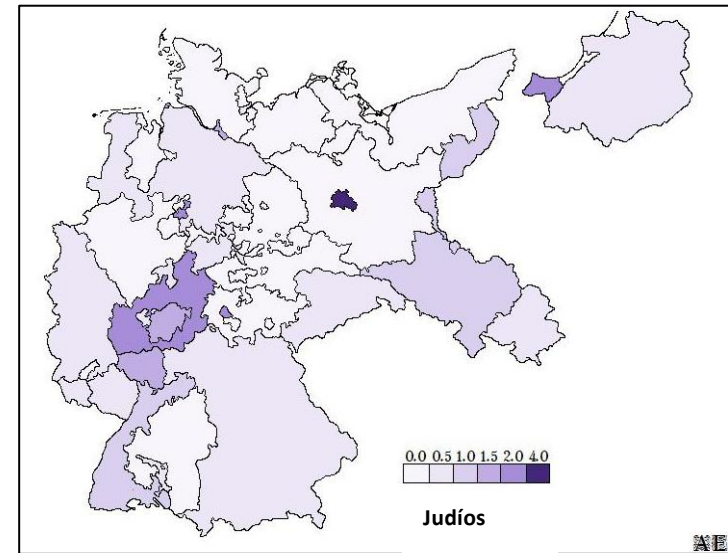


Porcentaje de votantes al NSDAP (1932)



Población según su creencia

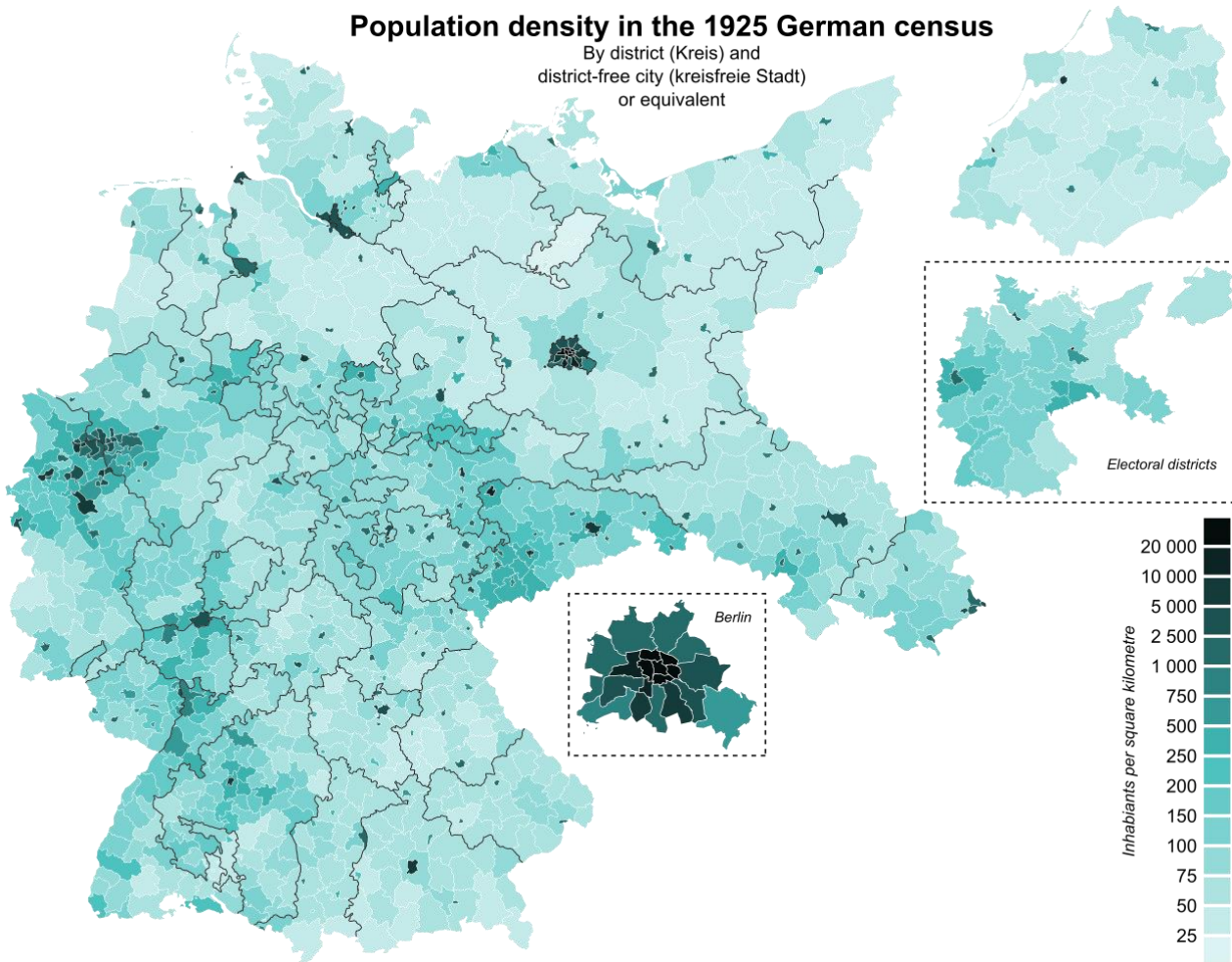
- Distritos Protestantes
- Distritos Católicos



# REPÚBLICA DE WEIMAR – Perfil socioeconómico


## Population density in the 1925 German census

By district (Kreis) and district-free city (kreisfreie Stadt) or equivalent



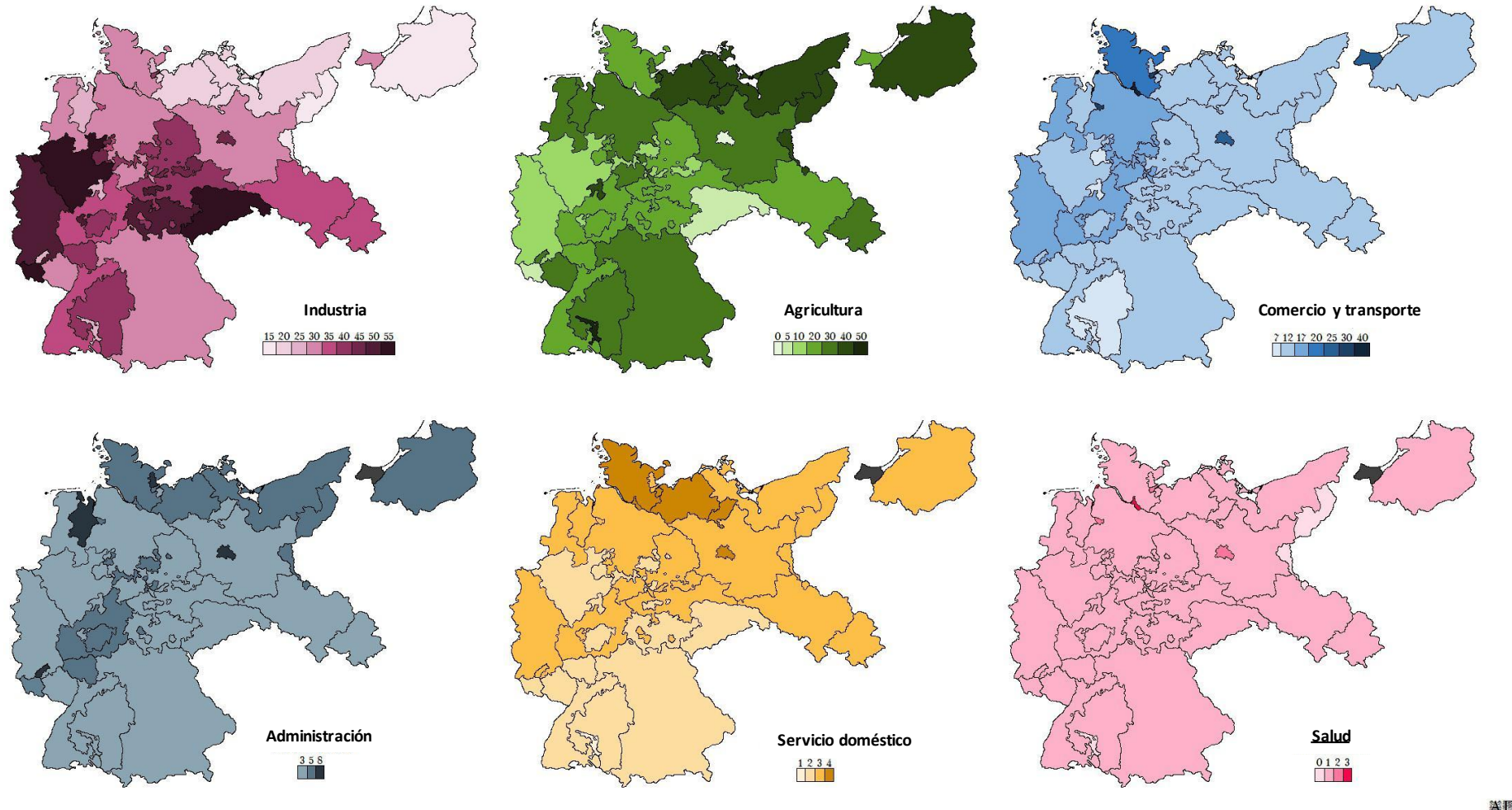
## Occupation in the 1925 German census

By district (Kreis) and district-free city (kreisfreie Stadt) or equivalent



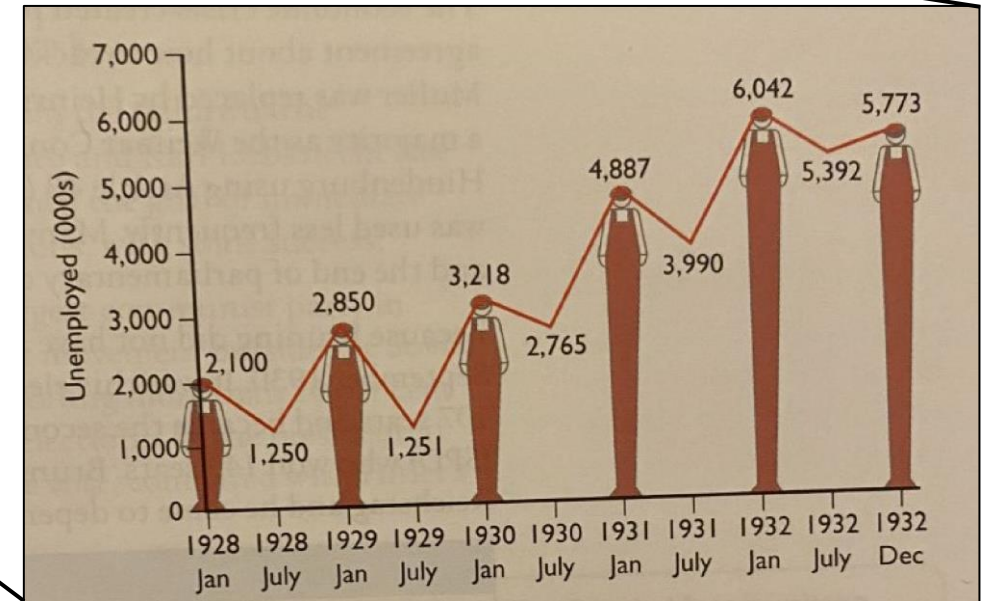
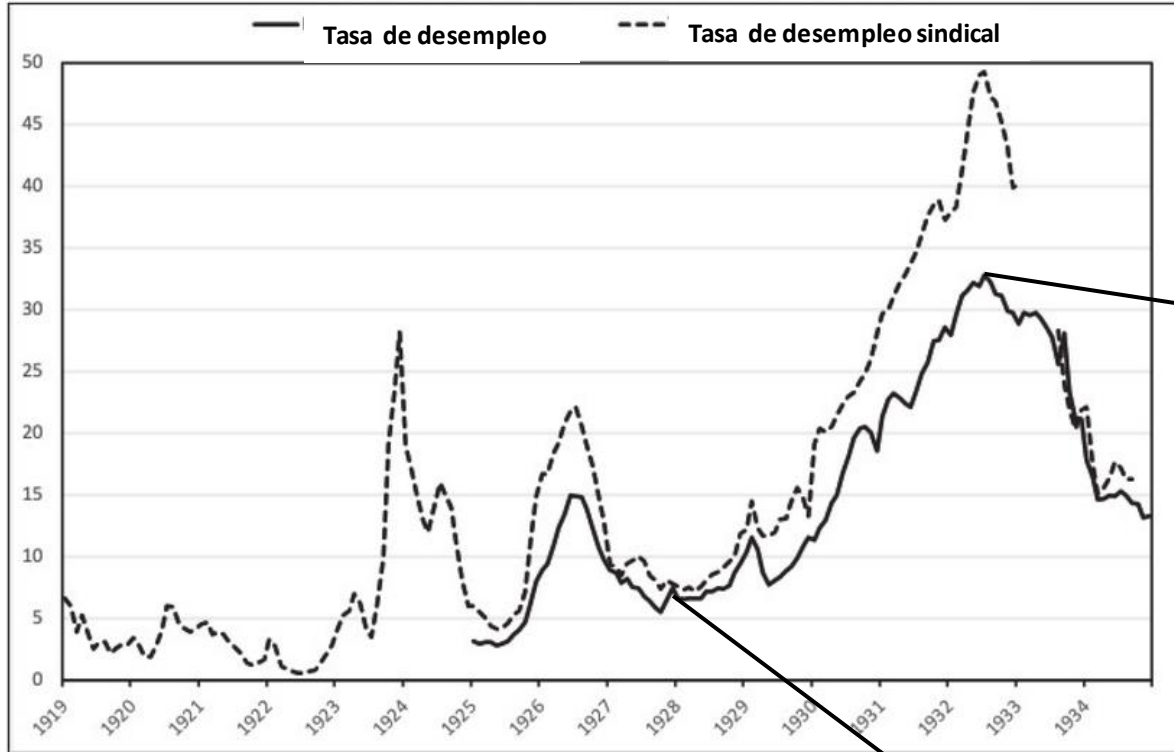
# REPÚBLICA DE WEIMAR – Perfil socioeconómico (2)

Sector de empleo  
Alemania censo 1925

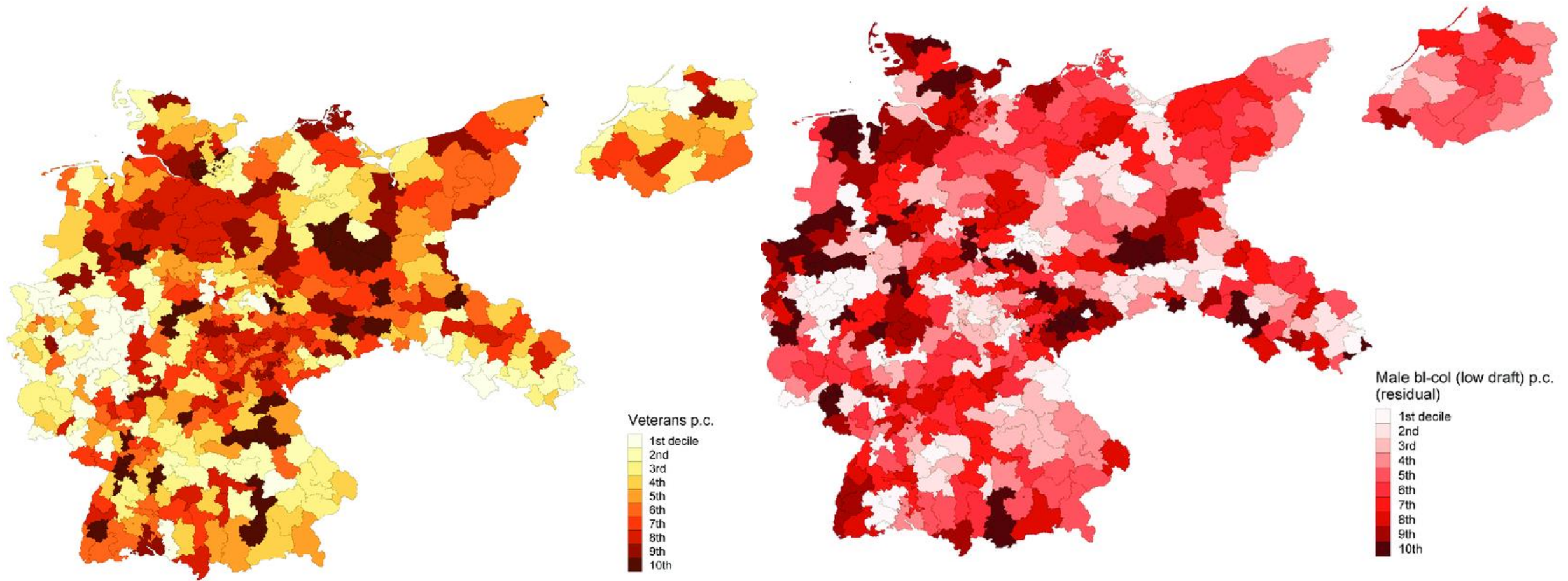


# REPÚBLICA DE WEIMAR – Perfil socioeconómico (2)

## Evolución del desempleo en la República de Weimar (1919 – 1931)



# REPÚBLICA DE WEIMAR – Perfil socioeconómico (2)



# REPÚBLICA DE WEIMAR – Perfil socioeconómico (3)

Tasa de criminalidad Imperio alemán  
1910



# Den letzten Stoß!

## Liste 2

NOT-VERORDNUNG

SAUCHEN-PROPAGANDA

# iter sind erwacht

HITLERBARONE NOTVERORDNUNGEN HETZE UND VERLEUMDUNGEN DIE BONZEN IM SPECK DAS VOLK IM DRECK

§ 48

## Liste Sozialisten 2

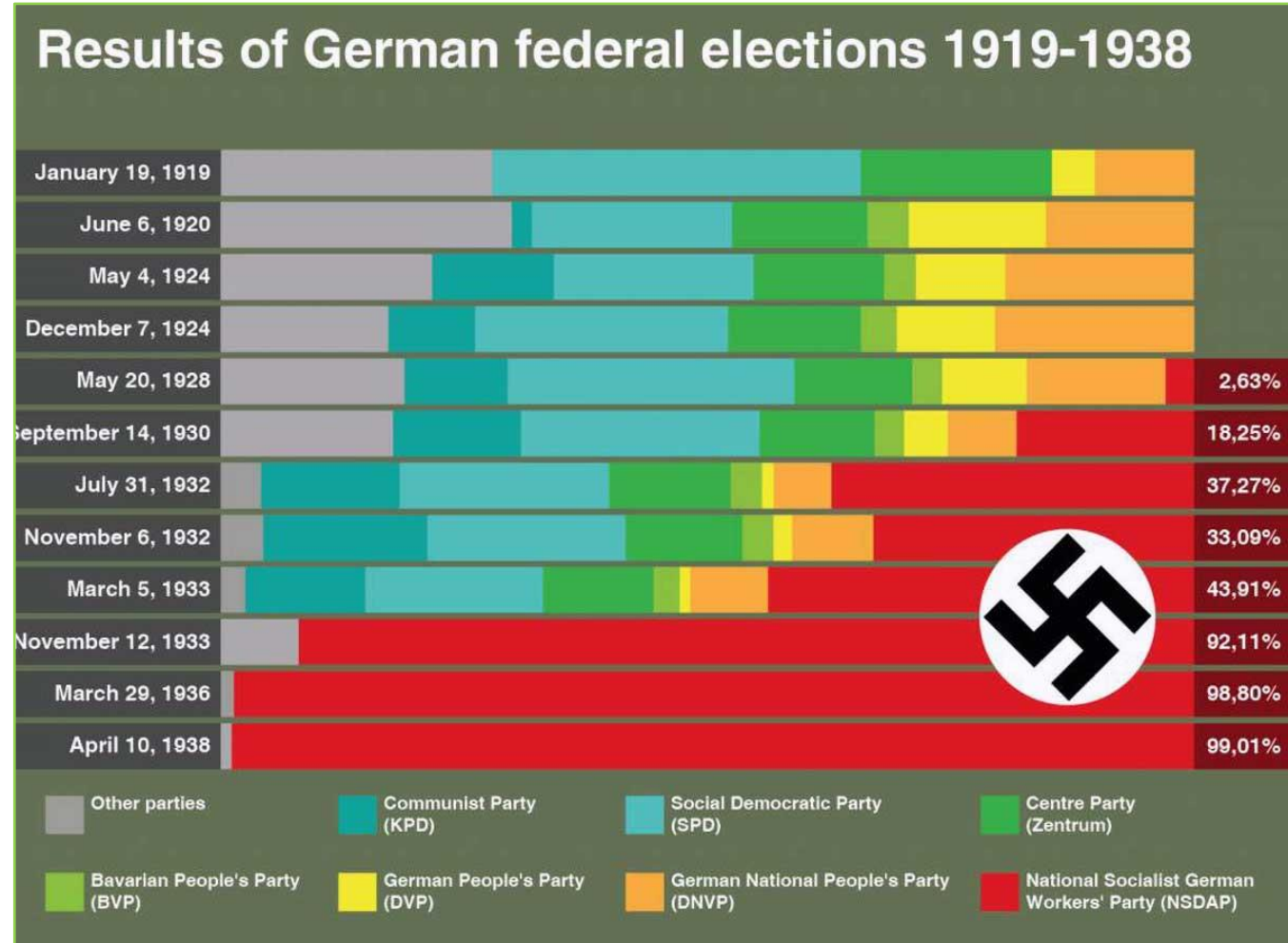
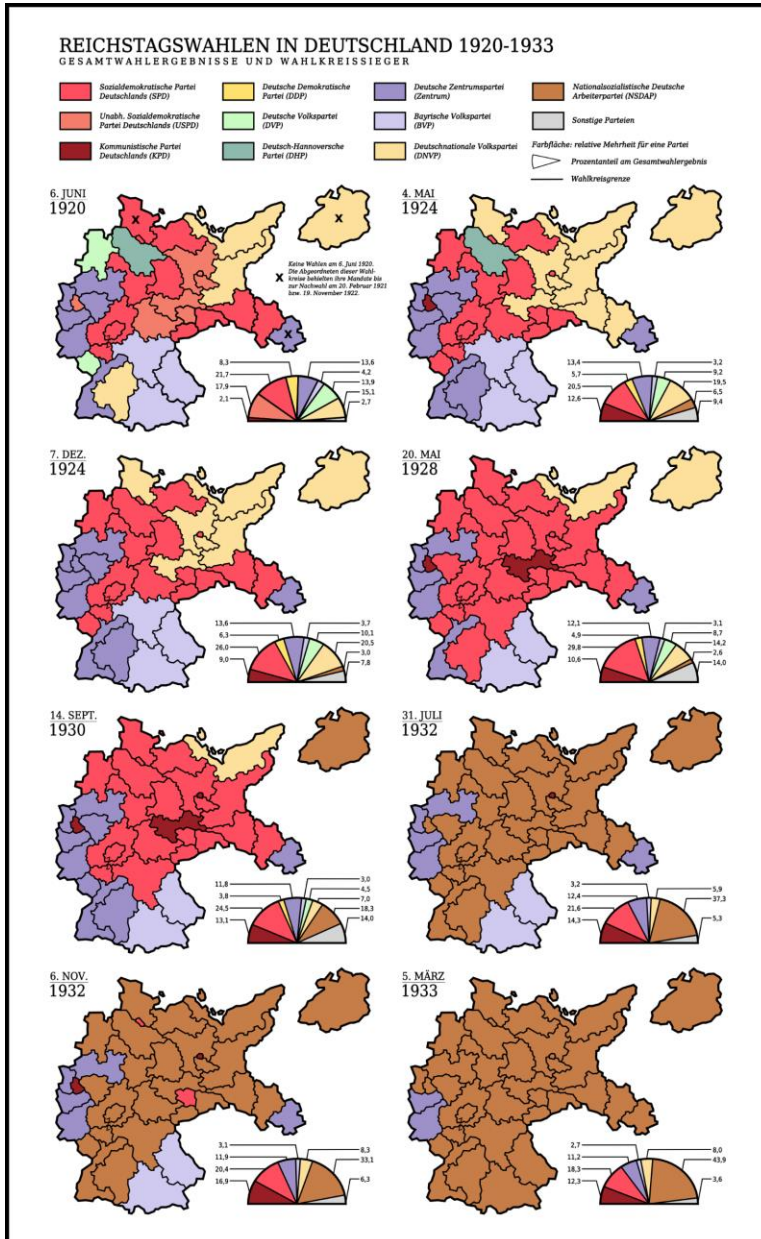
# NAZI & JUNKER

## SCHLUSS DAM...

# Sozialdemokraten

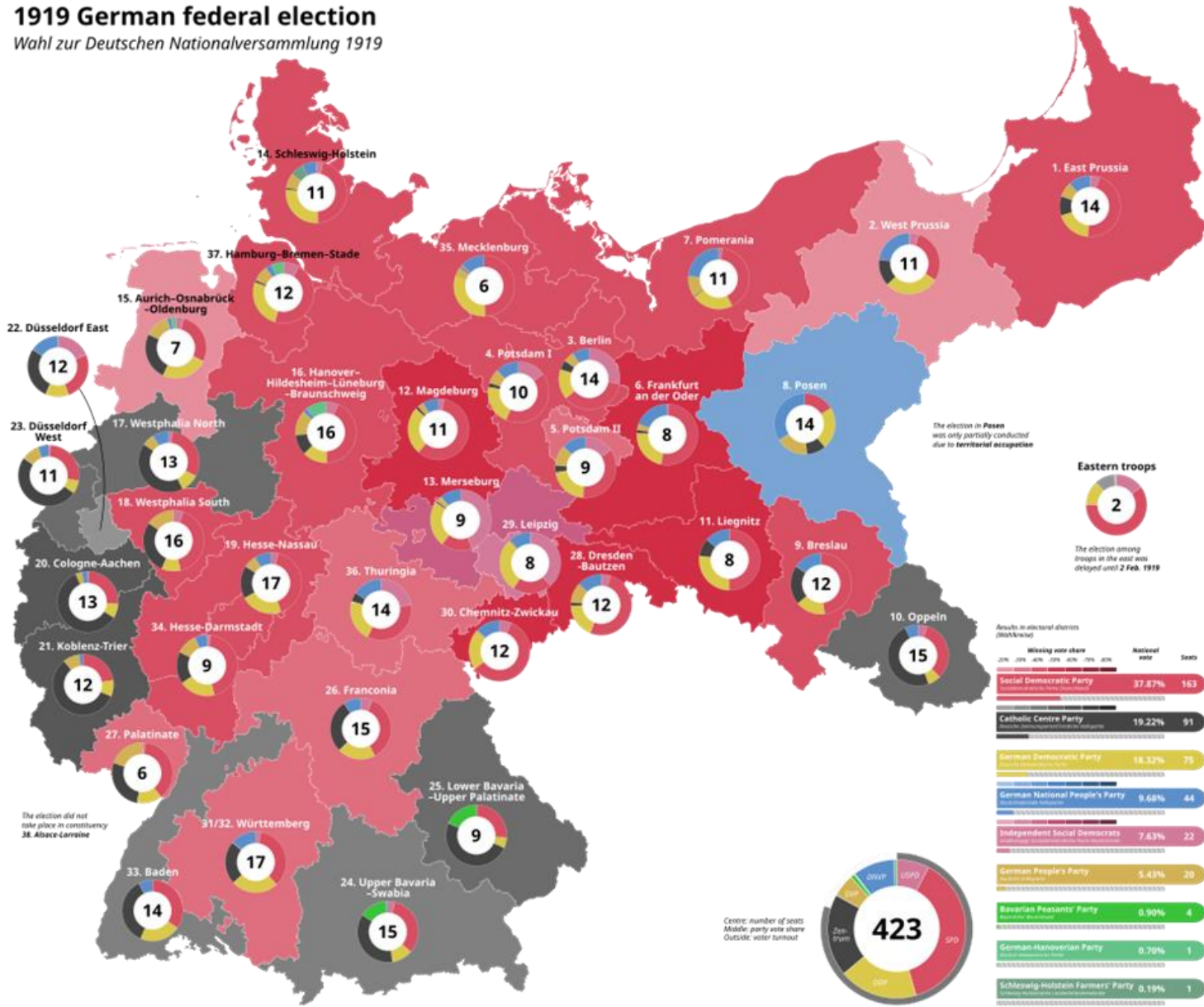
wäh

# REPÚBLICA DE WEIMAR – Elecciones parlamentarias 1919 – 1933



# REPÚBLICA DE WEIMAR - Elecciones parlamentarias 1919

1919 German federal election  
Wahl zur Deutschen Nationalversammlung 1919

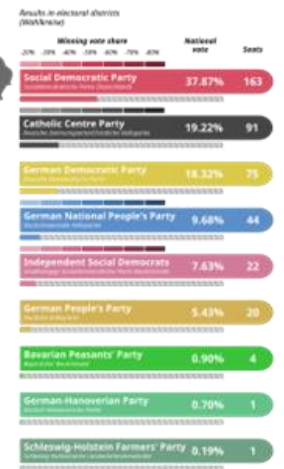


The election in Posen was only partially conducted due to territorial occupation

Eastern troops



The election among troops in the east was delayed until 2 Feb. 1919




Leader	Party	Last election	Seats won	Seat change	Popular vote	Percentage	Swing
Otto Wels Hermann Müller	SPD	37.9%, 165 seats	103	▼ 62	6,179,991	21.9%	▼ 16.0pp
Arthur Crispian Ernst Däumig	USPD	7.6%, 22 seats	83	▲ 61	4,971,220	17.6%	▲ 10.0pp
Oskar Hergt	DNVP	10.3%, 44 seats	71	▲ 27	4,249,100	15.1%	▲ 4.8pp



Leader	Party	Last election	Seats won	Seat change	Popular vote	Percentage
Gustav Stresemann	DVP	4.4%, 19 seats	65	▲ 46	3,919,446	13.9%
Karl Trimborn	Centre	19.7%, 91 seats	64	▼ 27	3,845,001	13.6%
Carl Wilhelm Petersen	DDP	18.6%, 75 seats	39	▼ 36	2,333,741	8.3%

Distribución de escaños en el Reichstag

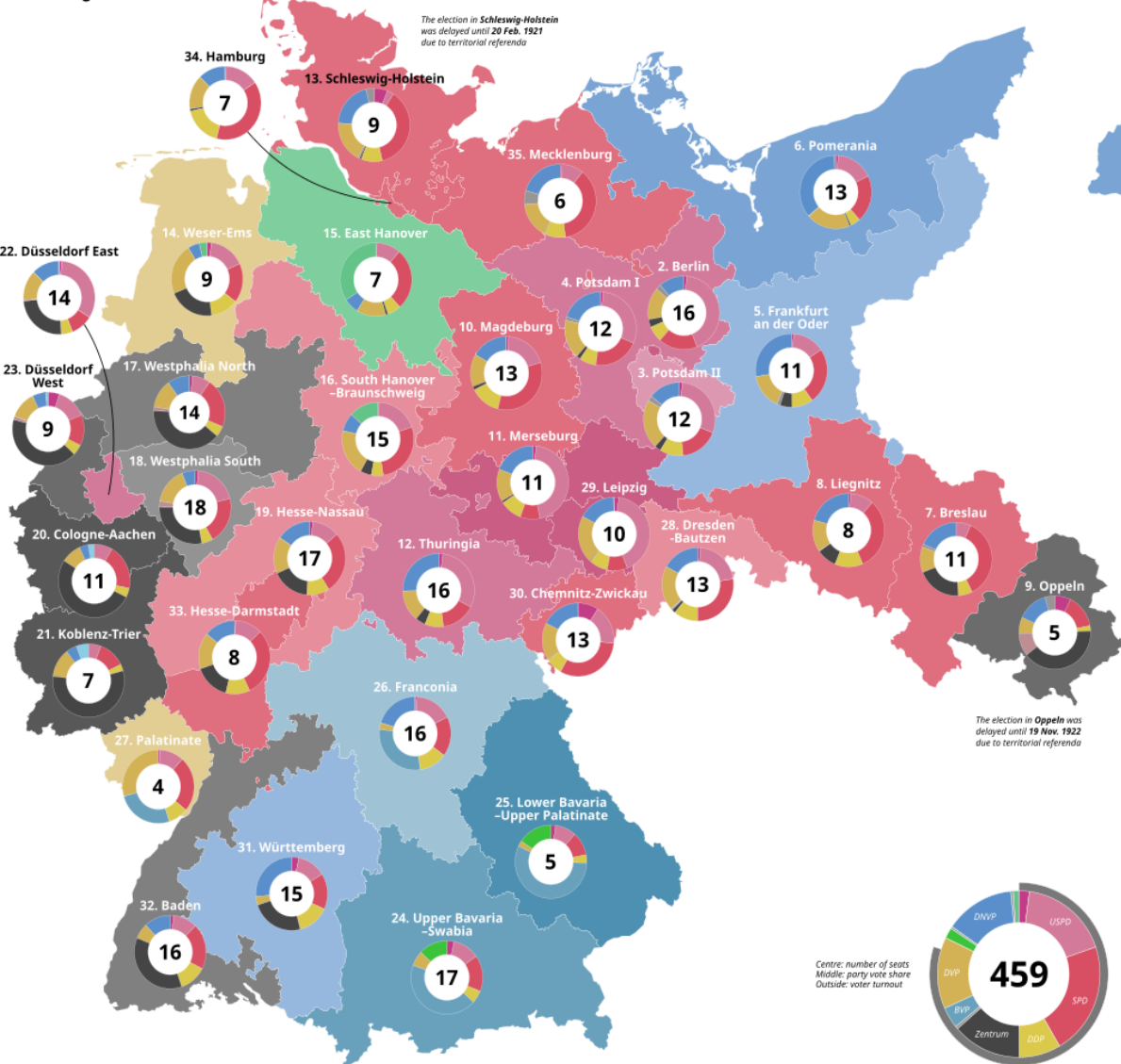


4	KPD	5	DHP
84	USPD	64	Zentrum
103	SPD	20	BVP
4	BB	65	DVP
39	DDP	71	DNVP

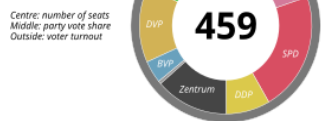
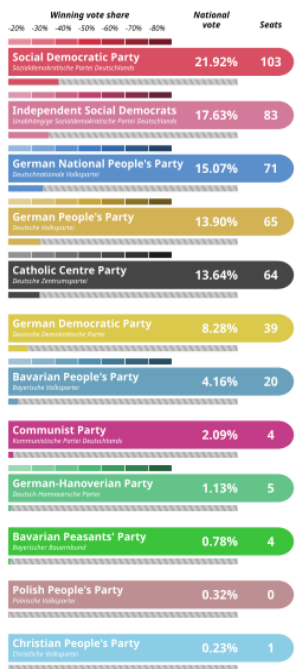
# REPÚBLICA DE WEIMAR - Elecciones parlamentarias 1920

## 1920 German federal election

Reichstagswahl 1920



Results in electoral districts (Wahlkreise)




Leader	Party	Last election	Seats won	Seat change	Popular vote	Percentage	Swing
Otto Wels Hermann Müller	SPD	37.9%, 165 seats	103	▼ 62	6,179,991	21.9%	▼ 16.0pp
Arthur Crispien Ernst Däumig	USPD	7.6%, 22 seats	83	▲ 61	4,971,220	17.6%	▲ 10.0pp
Oskar Hergt	DNVP	10.3%, 44 seats	71	▲ 27	4,249,100	15.1%	▲ 4.8pp



Leader	Party	Last election	Seats won	Seat change	Popular vote	Percentage	Swing
Gustav Stresemann	DVP	4.4%, 19 seats	65	▲ 46	3,919,446	13.9%	▲ 9.5pp
Karl Trimborn	Centre	19.7%, 91 seats	64	▼ 27	3,845,001	13.6%	▼ 6.1pp
Carl Wilhelm Petersen	DDP	18.6%, 75 seats	39	▼ 36	2,333,741	8.3%	▼ 10.3pp

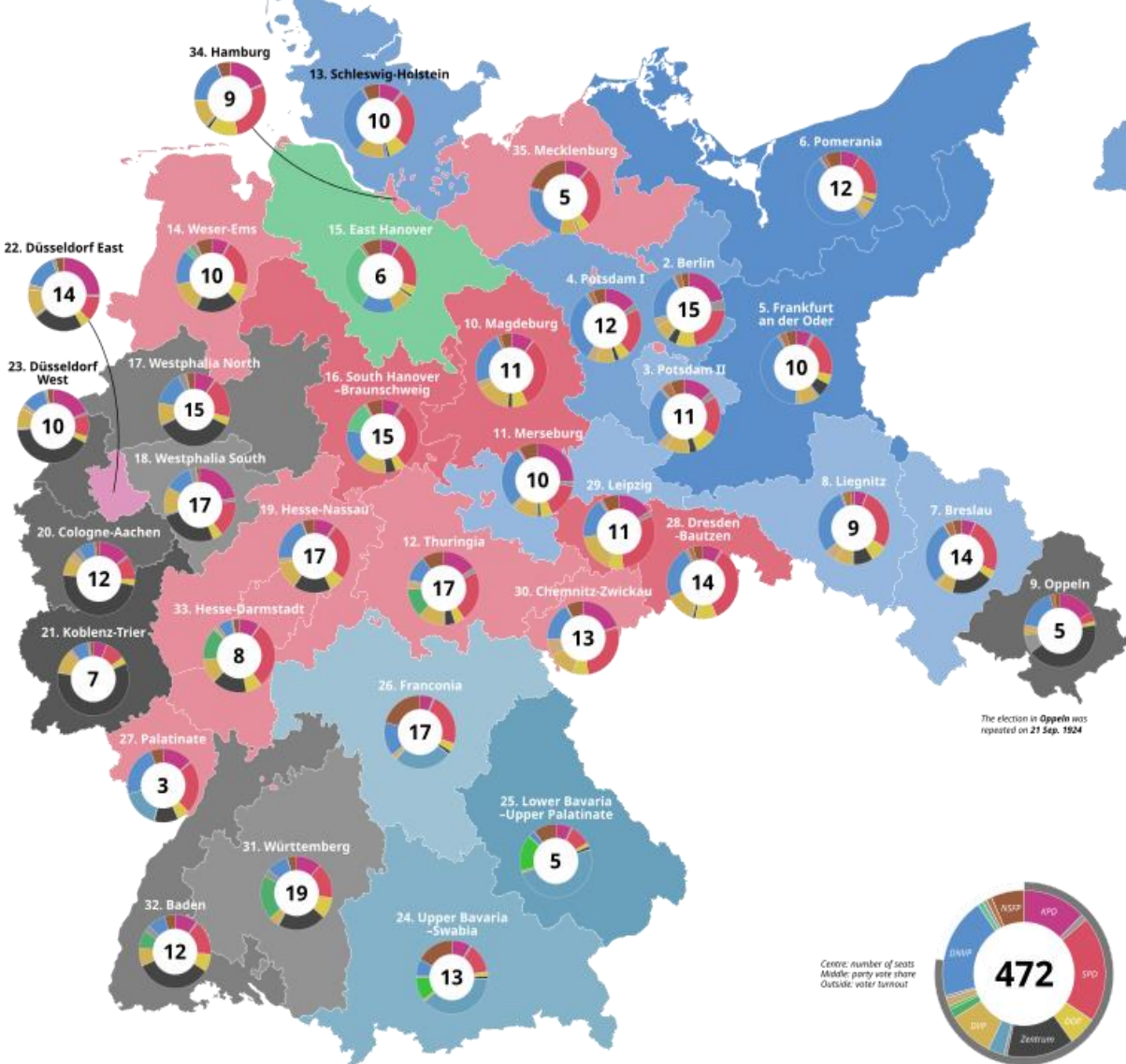
### istribución de escaños en el Reichstag



# REPÚBLICA DE WEIMAR - Elecciones parlamentarias May 1924

## May 1924 German federal election

Reichstagswahl Mai 1924



Results in electoral districts (Wahlkreise)



The election in **Oppeln** was repeated on 27 Sept. 1924

Centre: number of seats  
Middle: party vote share  
Outside: voter turnout




Leader	Hermann Müller Otto Wels Arthur Crispian	Oskar Hergt	Wilhelm Marx
Party	SPD	DNVP	Centre
Last election	39.5%, 186 seats <sup>[a]</sup>	15.1%, 71 seats	13.6%, 64 seats
Seats won	100	95	65
Seat change	▼ 86	▲ 24	▲ 1
Popular vote	6,008,905	5,696,475	3,914,379
Percentage	20.5%	19.5%	13.4%
Swing	▼ 19.0 pp	▲ 4.4 pp	▼ 0.2 pp



Leader	Ruth Fischer & Arkadi Maslow	Gustav Stresemann	Erich Ludendorff
Party	KPD	DVP	NSFP
Last election	2.1%, 4 seats	13.9%, 65 seats	Did not exist
Seats won	62	45	32
Seat change	▲ 58	▼ 20	New party
Popular vote	3,693,280	2,694,381	1,918,329
Percentage	12.6%	9.2%	6.5%
Swing	▲ 10.5 pp	▼ 4.7 pp	New party

Distribución de escaños en el Reichstag

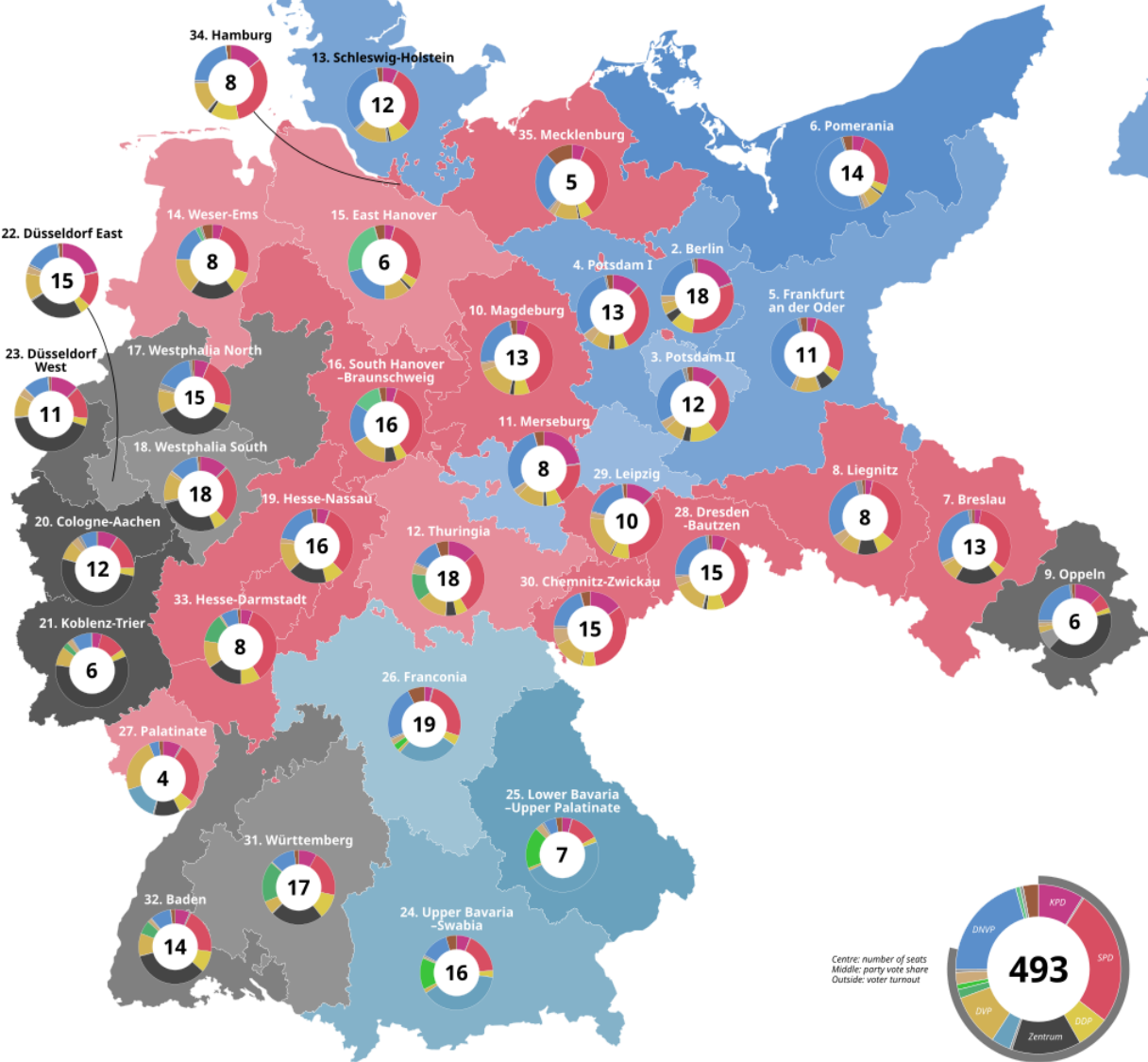


62	KPD	45	DVP
100	SPD	7	WP
3	BB	10	LB
28	DDP	95	DNVP
5	DHP	4	DSP
65	Zentrum	32	NSFB
16	BVP		

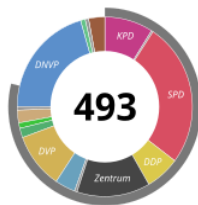
# REPÚBLICA DE WEIMAR - Elecciones parlamentarias Dec 1924

## December 1924 German federal election

Reichstagswahl  
Dezember 1924



Centre: number of seats  
Middle: party vote share  
Outside: voter turnout



Results in electoral districts (Wahlkreise)




Leader	Hermann Müller Otto Wels Arthur Crispian	Kuno von Westarp	Wilhelm Marx
Party	SPD	DNVP	Centre
Last election	20.5%, 100 seats	19.5%, 95 seats	13.4%, 65 seats
Seats won	131	103	69
Seat change	▲ 31	▲ 8	▲ 4
Popular vote	7,881,041	6,205,802	4,118,849
Percentage	26.0%	20.5%	13.6%
Swing	▲ 5.5 pp	▲ 1.0 pp	▲ 0.2 pp



Leader	Gustav Stresemann	Ruth Fischer & Arkadi Maslow	Erich Koch-Weser
Party	DVP	KPD	DDP
Last election	9.2%, 45 seats	12.6%, 62 seats	5.7%, 28 seats
Seats won	51	45	32
Seat change	▲ 6	▼ 17	▲ 4
Popular vote	3,049,064	2,709,086	1,919,829
Percentage	10.1%	8.9%	6.3%
Swing	▲ 0.9 pp	▼ 3.7 pp	▲ 0.6 pp

## Distribución de escaños en el Reichstag

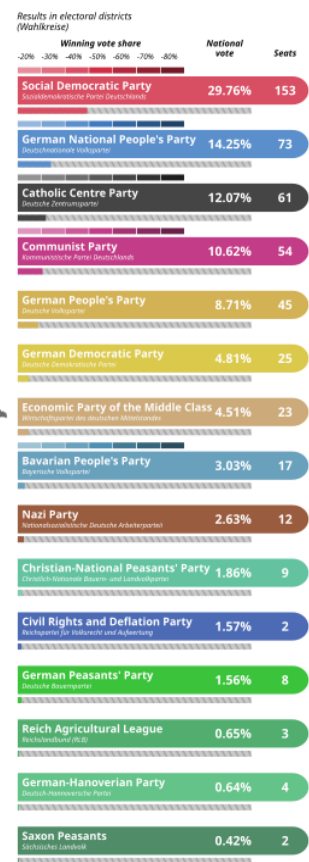
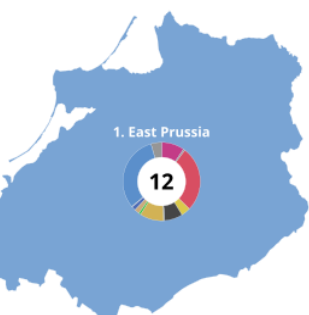
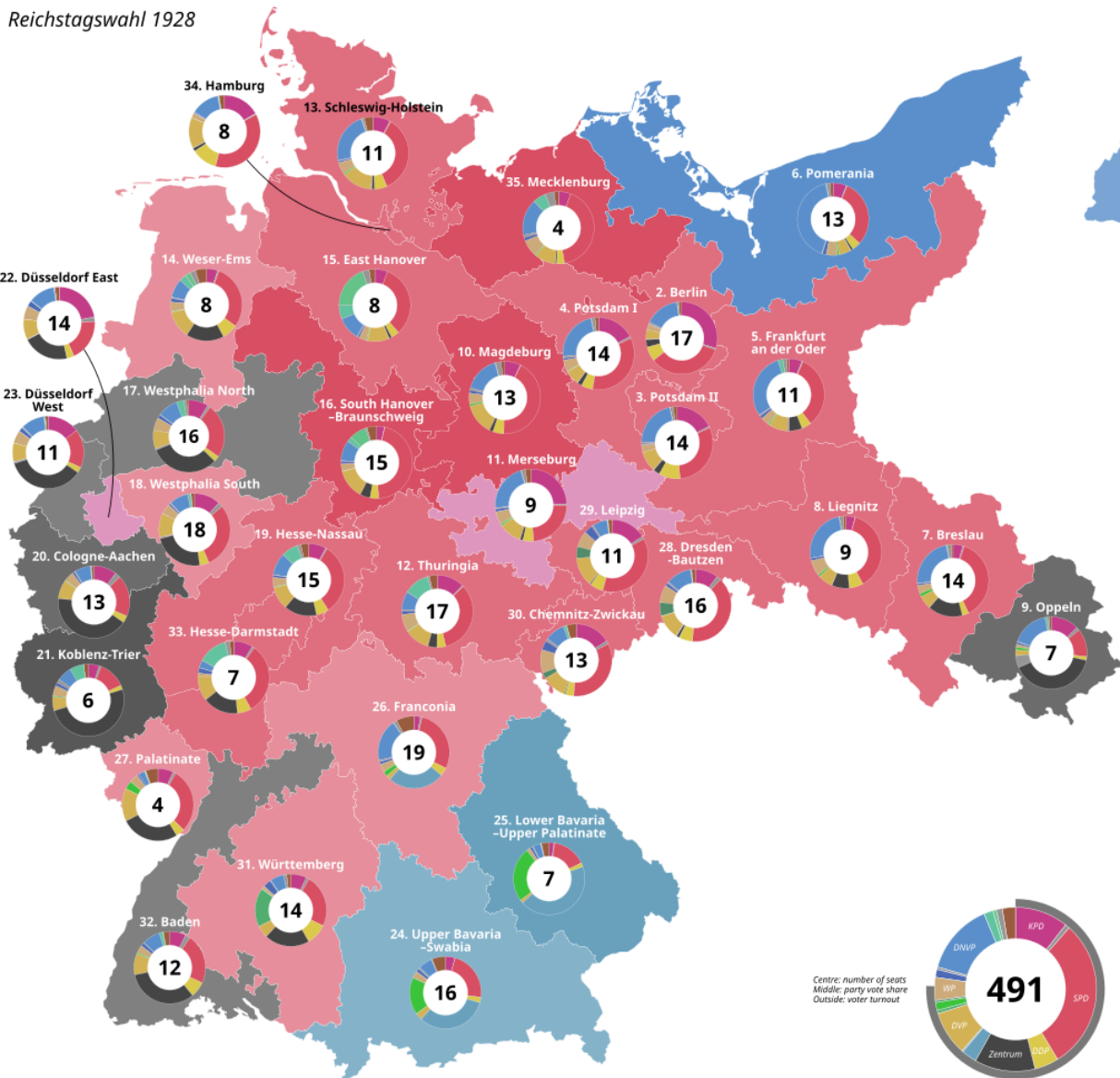


45	KPD	16	BVP
131	SPD	51	DVP
3	BB	12	WP
28	DDP	8	LB
5	DHP	103	DNVP
65	Zentrum	14	NSFB

# REPÚBLICA DE WEIMAR - Elecciones parlamentarias 1928

## 1928 German federal election


Reichstagswahl 1928



Leader	Hermann Müller Otto Wels Arthur Crispian	Kuno von Westarp	Wilhelm Marx
Party	SPD	DNVP	Centre
Last election	26.0%, 131 seats	20.5%, 103 seats	13.6%, 69 seats
Seats won	153	73	61
Seat change	▲22	▼30	▼8
Popular vote	9,152,979	4,381,563	3,712,152
Percentage	29.8%	14.3%	12.1%
Swing	▲3.8 pp	▼6.2 pp	▼1.5 pp



Leader	Ernst Thälmann & Philipp Dengel	Gustav Stresemann	Erich Koch-Weser
Party	KPD	DVP	DDP
Last election	8.9%, 45 seats	10.1%, 51 seats	6.3%, 32 seats
Seats won	54	45	25
Seat change	▲9	▼6	▼7
Popular vote	3,264,793	2,679,703	1,479,374
Percentage	10.6%	8.7%	4.8%
Swing	▲1.7 pp	▼1.4 pp	▼1.5 pp

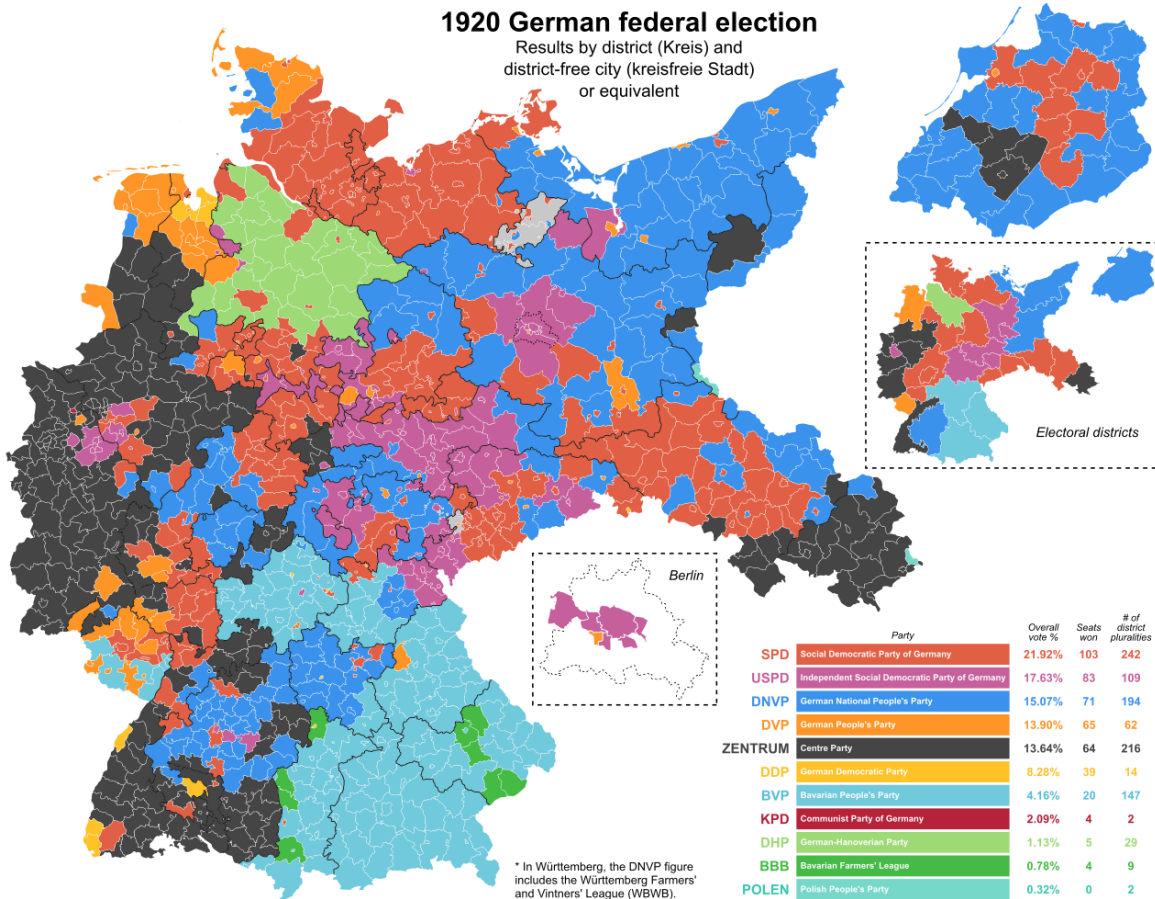


Centre: number of seats  
Middle: party vote share  
Outside: voter turnout

# REPÚBLICA DE WEIMAR - Elecciones 1920 – 1928 (Distritos)

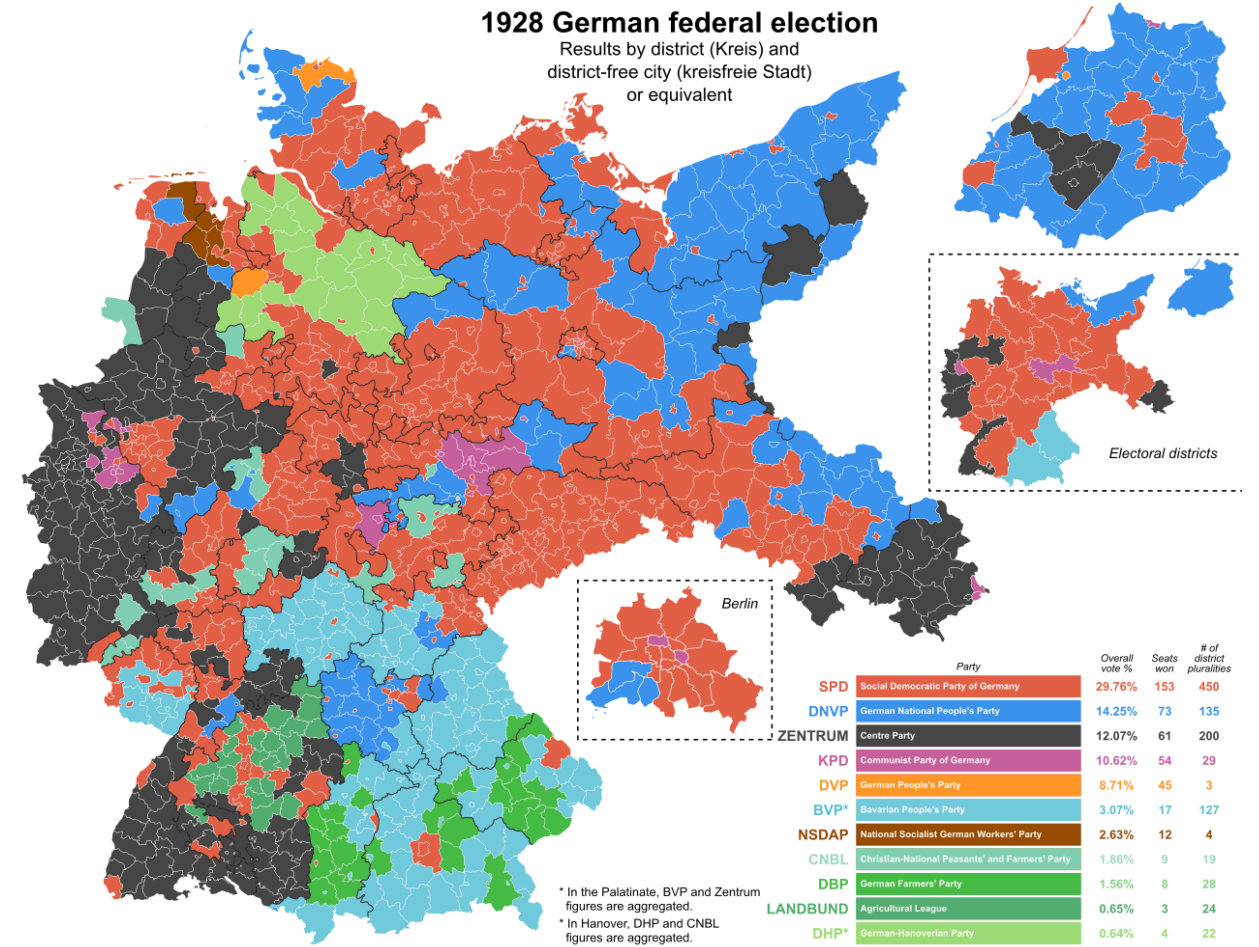
## 1920 German federal election

Results by district (Kreis) and district-free city (kreisfreie Stadt) or equivalent



## 1928 German federal election

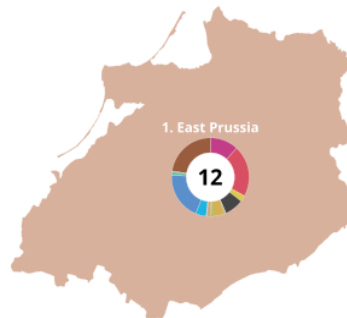
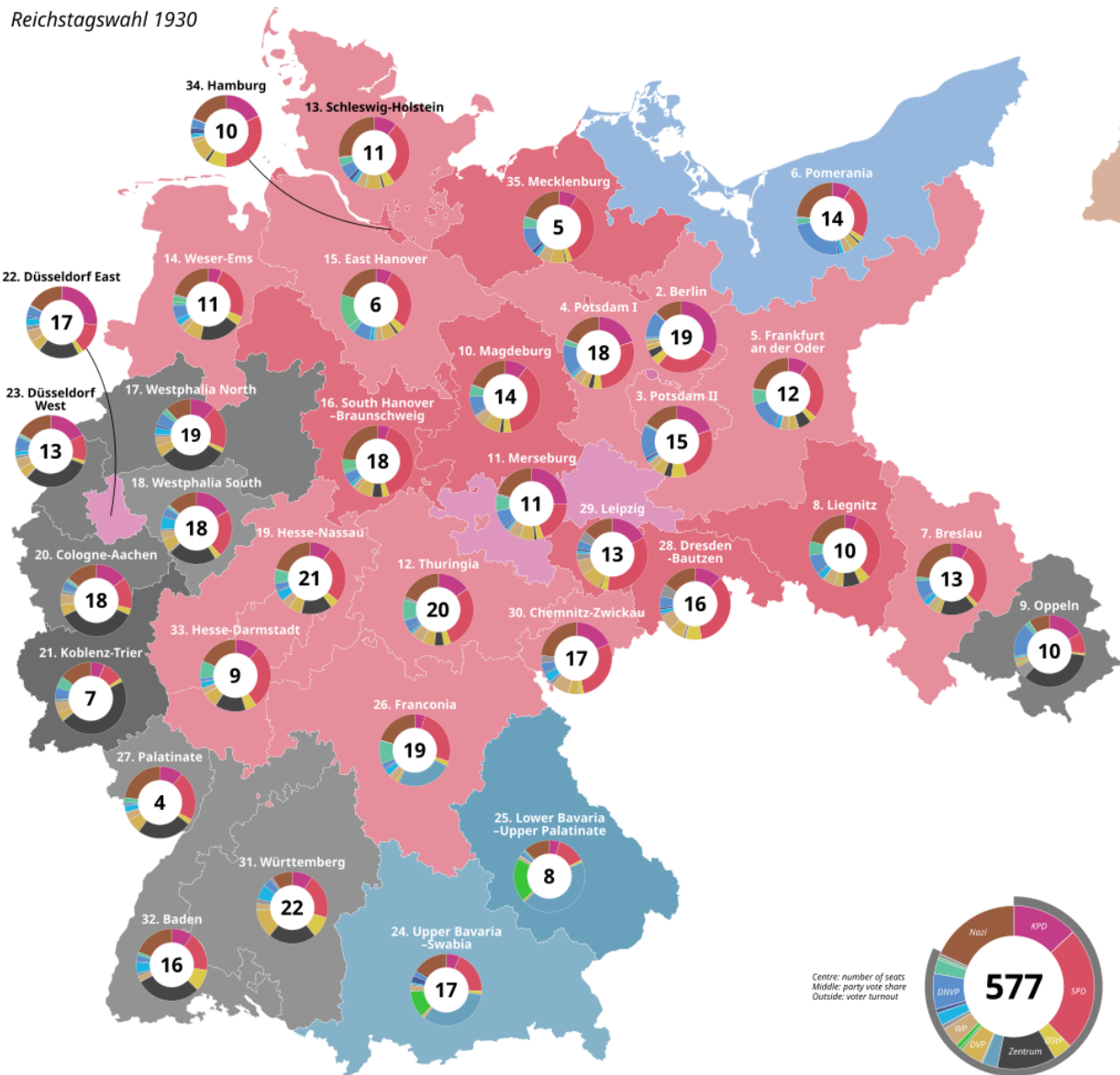
Results by district (Kreis) and district-free city (kreisfreie Stadt) or equivalent



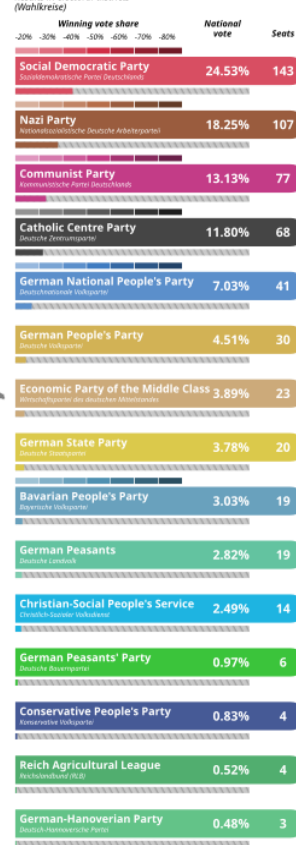
# REPÚBLICA DE WEIMAR - Elecciones parlamentarias 1930

## 1930 German federal election

Reichstagswahl 1930



Results in electoral districts (Wahlkreis)




Leader	Party	Last election	Seats won	Seat change	Popular vote	Percentage	Swing
Otto Wels & Arthur Crispian	SPD	29.8%, 153 seats	143	▼ 10	8,575,244	24.5%	▼5.3 pp
Adolf Hitler	NSDAP	2.6%, 12 seats	107	▲ 95	6,379,672	18.3%	▲15.7 pp
Ernst Thälmann	KPD	10.6%, 54 seats	77	▲ 23	4,590,160	13.1%	▲2.5 pp



Leader	Party	Last election	Seats won	Seat change	Popular vote	Percentage	Swing
Ludwig Kaas	Centre	12.1%, 61 seats	68	▲ 7	4,127,000	11.8%	▼0.3 pp
Alfred Hugenberg	DNVP	14.2%, 73 seats	41	▼ 32	2,457,686	7.0%	▼7.2 pp
Ernst Scholz	DVP	8.7%, 45 seats	30	▼ 15	1,577,365	4.5%	▼4.2 pp

## Composición del Reichstag

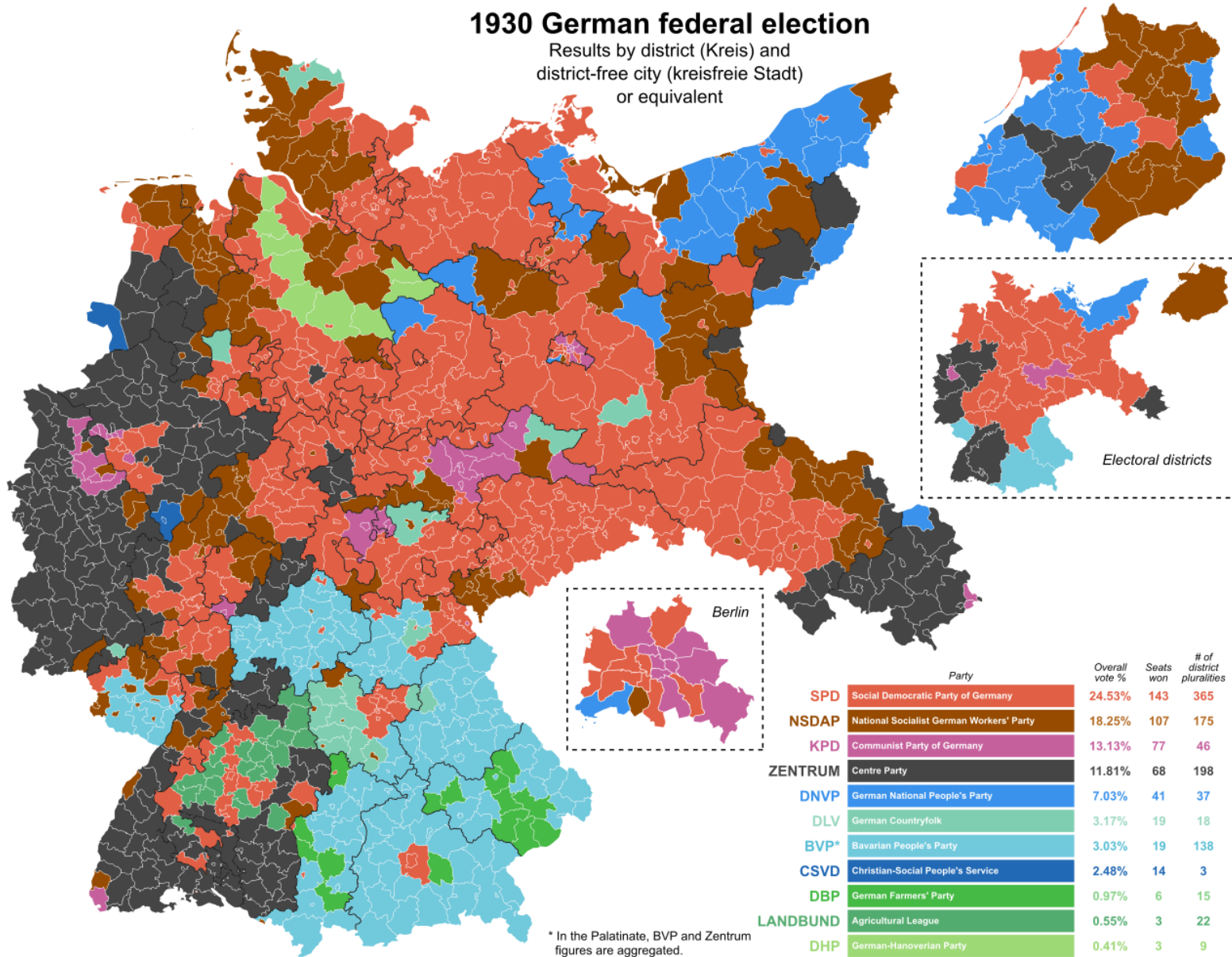


143	SPD	19	CNBL
107	NSDAP	19	BVP
77	KPD	14	CSVD
68	Zentrum	6	DBP
41	DNVP	4	CIP
30	DVP	3	RL
23	WP	3	DHP
20	DSTV		

# REPÚBLICA DE WEIMAR - Elecciones parlamentarias 1930 (distritos)

## 1930 German federal election

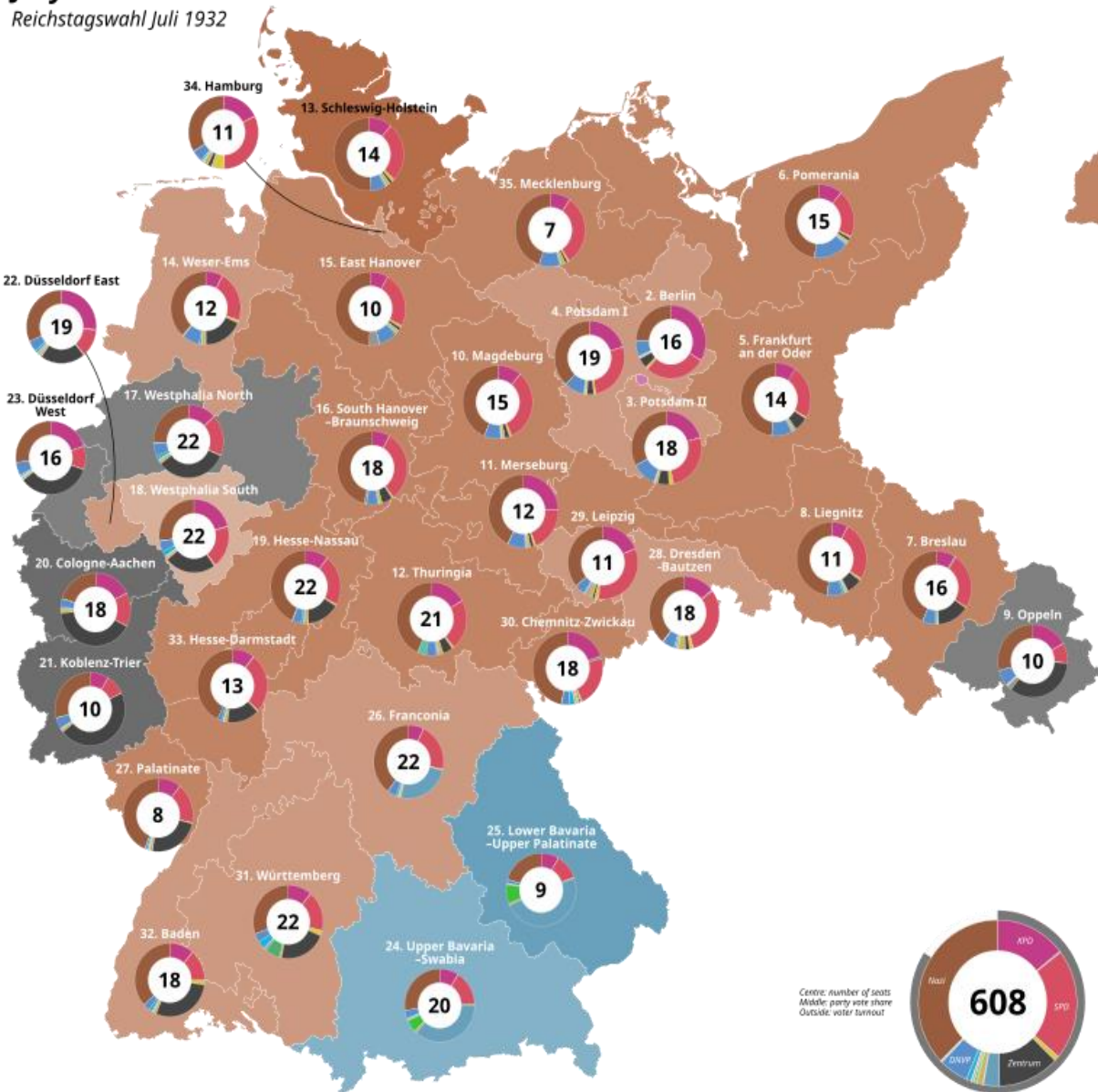
Results by district (Kreis) and district-free city (kreisfreie Stadt) or equivalent




# REPÚBLICA DE WEIMAR - Elecciones parlamentarias Jul 1932

## July 1932 German federal election

Reichstagswahl Juli 1932



Results in electoral districts (Wahlkreis)




Leader	Adolf Hitler	Otto Wels Arthur Crispian Hans Vogel	Ernst Thälmann
Party	NSDAP	SPD	KPD
Last election	18.3%, 107 seats	24.5%, 143 seats	13.1%, 77 seats
Seats won	230	133	89
Seat change	▲ 123	▼ 10	▲ 12
Popular vote	13,745,680	7,959,712	5,282,636
Percentage	37.3%	21.6%	14.3%
Swing	▲ 19.0 pp	▼ 2.9 pp	▲ 1.2 pp



Leader	Ludwig Kaas	Alfred Hugenberg	Heinrich Held
Party	Centre	DNVP	BVP
Last election	11.8%, 68 seats	7.0%, 41 seats	3.0%, 19 seats
Seats won	75	37	22
Seat change	▲ 7	▼ 4	▲ 3
Popular vote	4,589,430	2,178,024	1,192,684
Percentage	12.4%	5.9%	3.2%
Swing	▲ 0.6 pp	▼ 1.1 pp	▲ 0.2 pp

### Composición del Reichstag

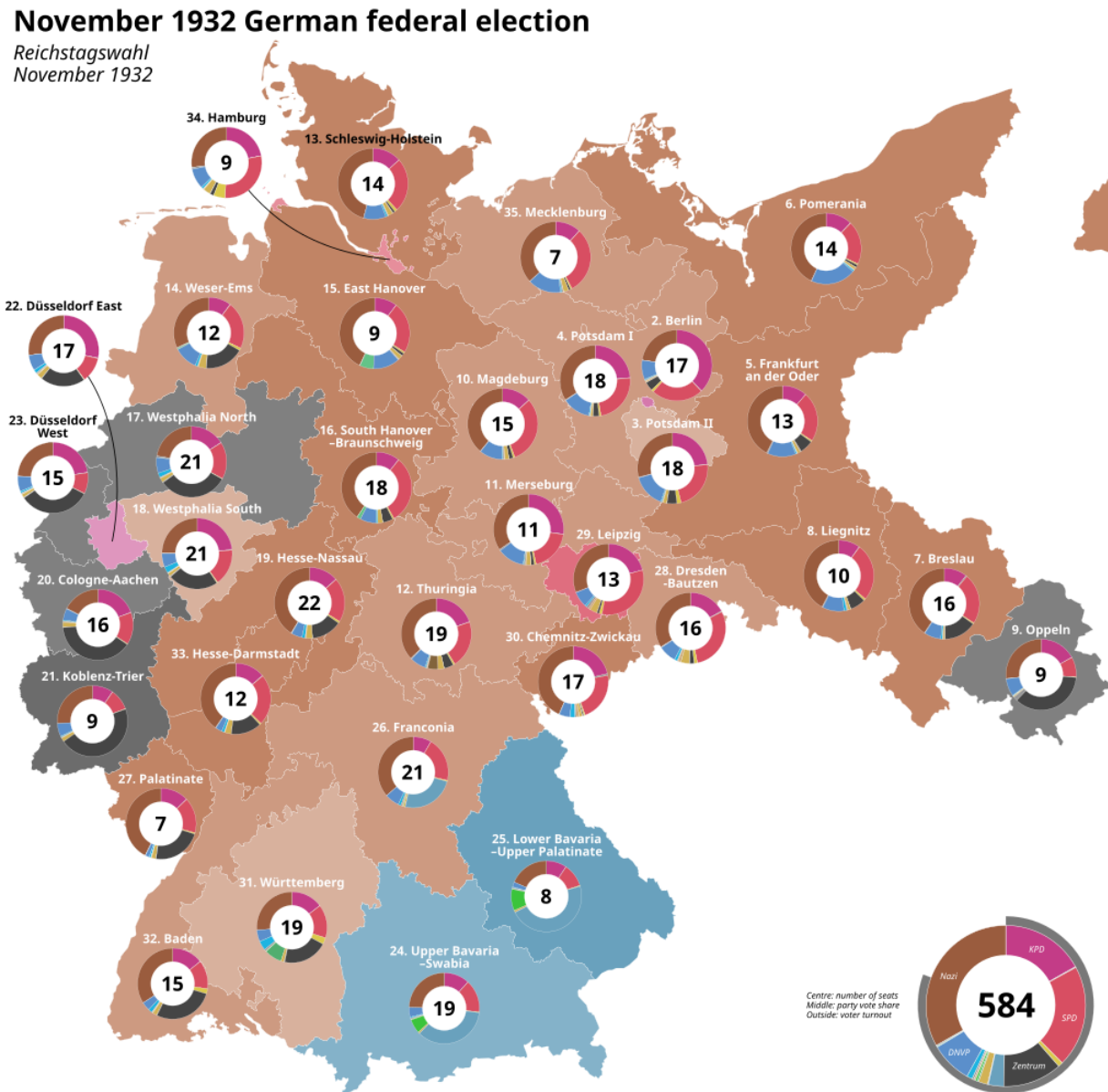


- 230 NSDAP
- 133 SPD
- 89 KPD
- 75 Zentrum
- 37 DNVP
- 22 BVP
- 7 DVP
- 4 DSFV
- 3 CSVD
- 2 WP
- 2 DBP
- 2 RL
- 1 CNBL
- 1 VRP

# REPÚBLICA DE WEIMAR - Elecciones parlamentarias Nov 1932

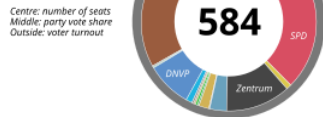
## November 1932 German federal election

Reichstagswahl  
November 1932



Results in electoral districts (Wahlkreise)

Party	Winning vote share	National vote	Seats
Nazi Party (Nationalsozialistische Deutsche Arbeiterpartei)	33.11%	11,737,021	196
Social Democratic Party (Sozialdemokratische Partei Deutschlands)	20.43%	7,247,091	133
Communist Party (Kommunistische Partei Deutschlands)	16.86%	5,980,239	100
Catholic Centre Party (Christlich-Sozialer Volksdienst)	11.92%	4,230,545	70
German National People's Party (Deutscher Volkspartei)	8.34%	2,959,053	51
Bavarian People's Party (Bayrische Volkspartei)	3.09%	1,094,597	20
German People's Party (Deutsche Volkspartei)	1.86%	645,000	11
Christian-Social People's Service (Christlich-Sozialer Volksdienst)	1.14%	410,000	5
German State Party (Deutsche Staatspartei)	0.95%	340,000	2
German Peasants' Party (Deutsche Bauernpartei)	0.42%	150,000	3
Economic Party of the Middle Class (Wirtschaftspartei der deutschen Mittelstände)	0.31%	110,000	1
Reich Agricultural League (Reichsbäuerenbund)	0.30%	110,000	2
German-Hanoverian Party (Deutsche Hanoversche Partei)	0.18%	65,000	1
Thuringian Agricultural League (Thüringer Landbund)	0.17%	60,000	1




Leader	Adolf Hitler	Otto Weis Arthur Crispian Hans Vogel	Ernst Thälmann
Party	NSDAP	SPD	KPD
Last election	37.3%, 230 seats	21.6%, 133 seats	14.3%, 89 seats
Seats won	196	121	100
Seat change	▼ 34	▼ 12	▲ 11
Popular vote	11,737,021	7,247,091	5,980,239
Percentage	33.1%	20.4%	16.9%
Swing	▼ 4.2 pp	▼ 1.2 pp	▲ 2.6 pp



Leader	Ludwig Kaas	Alfred Hugenberg	Heinrich Held
Party	Centre	DNVP	BVP
Last election	12.4%, 75 seats	5.9%, 37 seats	3.2%, 22 seats
Seats won	70	51	20
Seat change	▼ 5	▲ 14	▼ 2
Popular vote	4,230,545	2,959,053	1,094,597
Percentage	11.9%	8.3%	3.1%
Swing	▼ 0.5 pp	▲ 2.4 pp	▼ 0.1 pp

### Composición del Reichstag

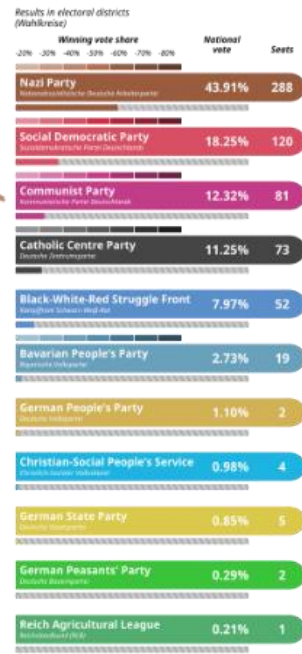
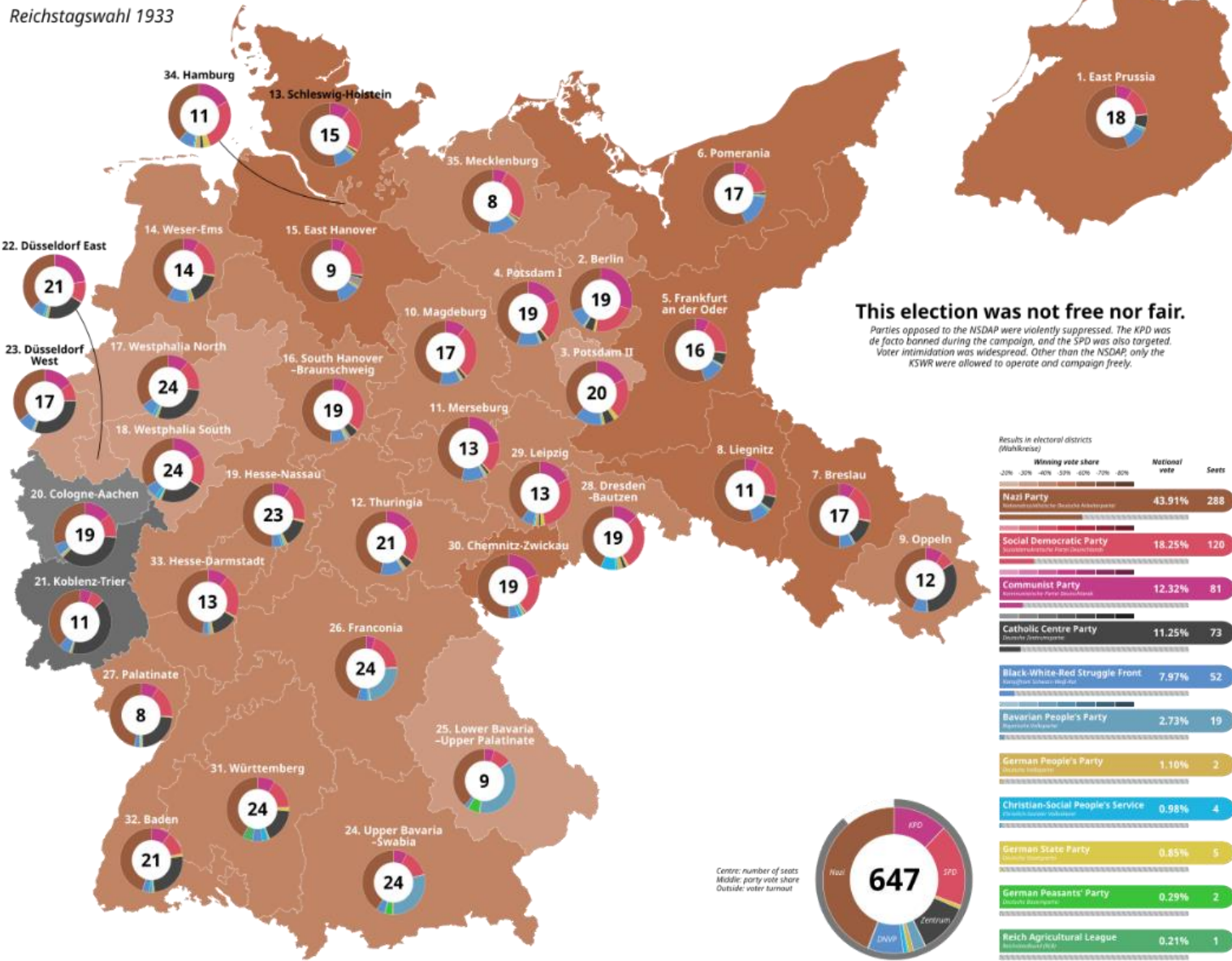


196	NSDAP	5	CSVD
121	SPD	3	DBP
100	KPD	2	GSP
70	Zentrum	2	RL
51	DNVP	1	WP
20	BVP	1	DHP
11	DVP	1	TL

# REPÚBLICA DE WEIMAR - Elecciones parlamentarias 1933

## 1933 German federal election

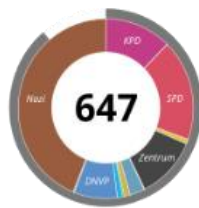
Reichstagswahl 1933



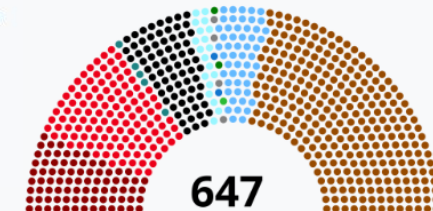
Leader	Adolf Hitler	Otto Wels Arthur Crispien Hans Vogel	Ernst Thälmann
Party	NSDAP	SPD	KPD
Leader's seat	Upper Bavaria	Severa <sup>[1]</sup>	Hamburg
Last election	33.1%, 196 seats	20.4%, 121 seats	16.9%, 100 seats
Seats won	288	120	81
Seat change	▲ 92	▼ 1	▼ 19
Popular vote	17,277,180	7,181,629	4,848,058
Percentage	43.9%	18.3%	12.3%
Swing	▲ 10.8 pp	▼ 2.1 pp	▼ 4.6 pp



Leader	Ludwig Kaas	Alfred Hugenberg	Heinrich Held
Party	Centre	DNVP	BVP
Leader's seat	Party electoral list	Westphalia North	Lower Bavaria
Last election	11.9%, 70 seats	8.3%, 51 seats	3.1%, 20 seats
Seats won	73	52	19
Seat change	▲ 3	▲ 1	▼ 1
Popular vote	4,424,905	3,136,760	1,073,552
Percentage	11.3%	8.0%	2.7%
Swing	▼ 0.6 pp	▼ 0.3 pp	▼ 0.4 pp



## Composición del Reichstag

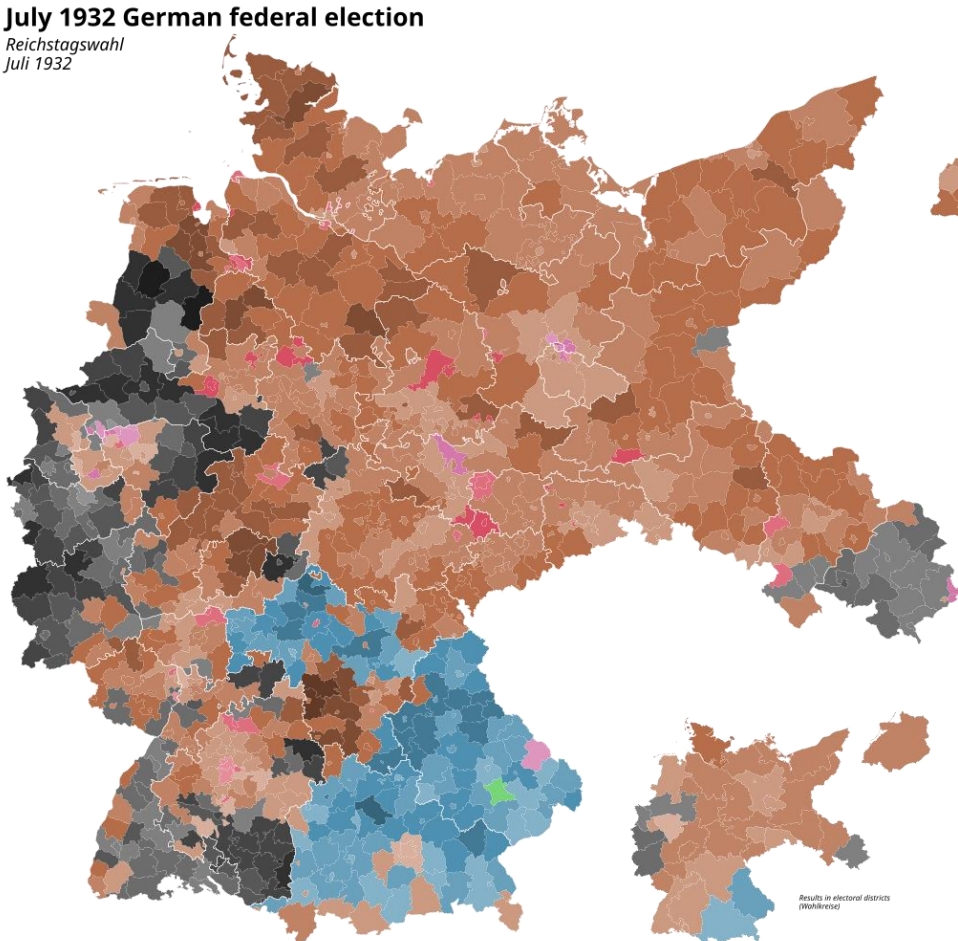


288	NSDAP	5	DSV
120	SPD	4	CSVD
81	KPD	2	DVP
73	Zentrum	2	DBP
52	DNVP+RS+RL	1	RL
19	BVP		

# REPÚBLICA DE WEIMAR - Elecciones 1932 – 1933 (Distritos)

## July 1932 German federal election

Reichstagswahl  
Juli 1932



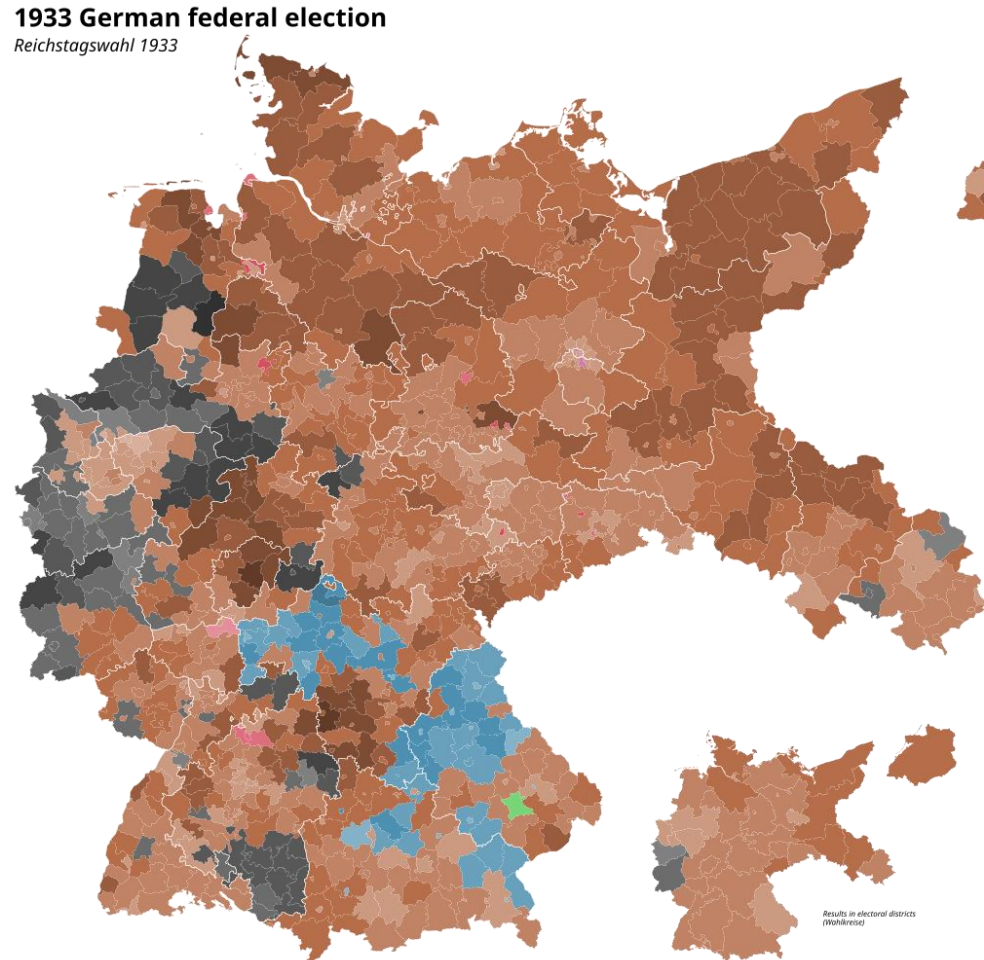
Results in administrative districts (Kreise) and independent cities (Kreisfreie Städte)

	Winning vote share	National vote	Seats
Nazi Party Nationalsozialistische Deutsche Arbeiterpartei	37.27%	37.27%	230
Social Democratic Party Sozialdemokratische Partei Deutschlands	21.58%	21.58%	133
Communist Party Kommunistische Partei Deutschlands	14.32%	14.32%	89
Catholic Centre Party Christlich-Sozialer Volksdienst	12.44%	12.44%	75
German National People's Party Deutschnationale Volkspartei	5.90%	5.90%	37
Bavarian People's Party Bayerische Volkspartei	3.23%	3.23%	22
German People's Party Deutsche Volkspartei	1.18%	1.18%	7
German State Party Deutsche Staatspartei	1.01%	1.01%	4
Christian-Social People's Service Christlich-Sozialer Volksdienst	0.99%	0.99%	3
Economic Party of the Middle Class Wirtschaftspartei für den Mittelstand	0.40%	0.40%	2
German Peasants' Party Deutsche Bauernpartei	0.37%	0.37%	2
Reich Agricultural League Reichsbauernverband	0.26%	0.26%	2
German Peasants Deutsche Bauern	0.24%	0.24%	1
People's Justice Party Volksrechtspartei	0.11%	0.11%	1

Results in electoral districts (Wahlkreise)

## 1933 German federal election

Reichstagswahl 1933



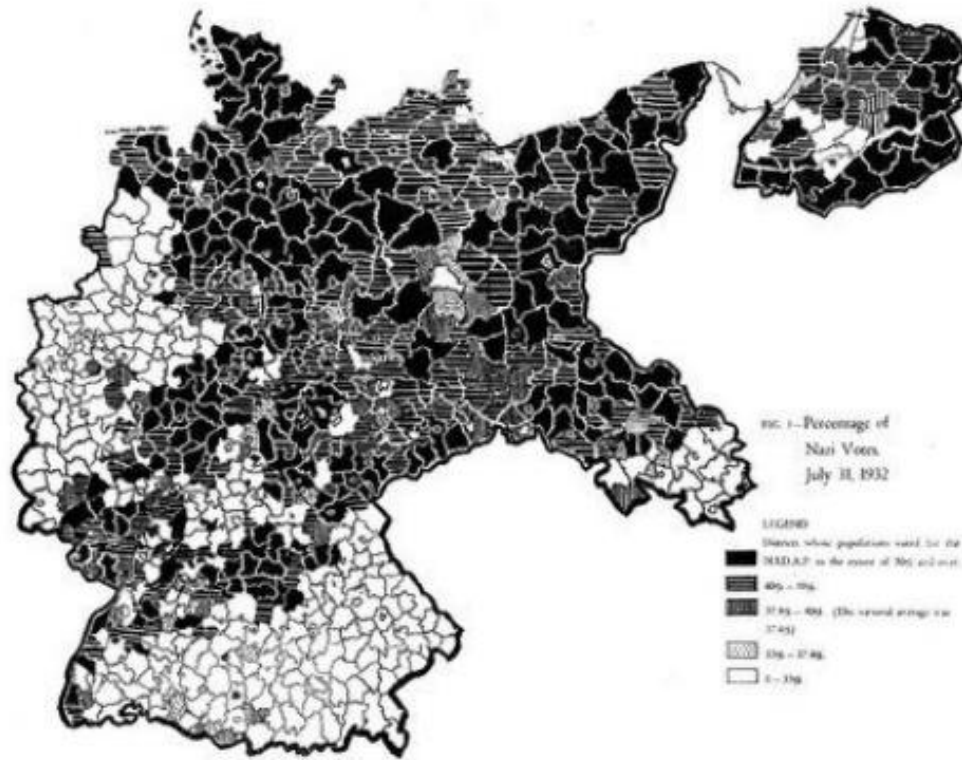
Results in administrative districts (Kreise) and independent cities (Kreisfreie Städte)

	Winning vote share	National vote	Seats
Nazi Party Nationalsozialistische Deutsche Arbeiterpartei	43.91%	43.91%	288
Social Democratic Party Sozialdemokratische Partei Deutschlands	18.25%	18.25%	120
Communist Party Kommunistische Partei Deutschlands	12.32%	12.32%	81
Catholic Centre Party Christlich-Sozialer Volksdienst	11.25%	11.25%	73
Black-White-Red Struggle Front Schwarze, Weiße, Rote Kampfbund	7.97%	7.97%	52
Bavarian People's Party Bayerische Volkspartei	2.73%	2.73%	19
German People's Party Deutsche Volkspartei	1.10%	1.10%	7
Christian-Social People's Service Christlich-Sozialer Volksdienst	0.98%	0.98%	4
German State Party Deutsche Staatspartei	0.85%	0.85%	5
German Peasants' Party Deutsche Bauernpartei	0.29%	0.29%	2
Reich Agricultural League Reichsbauernverband	0.21%	0.21%	1

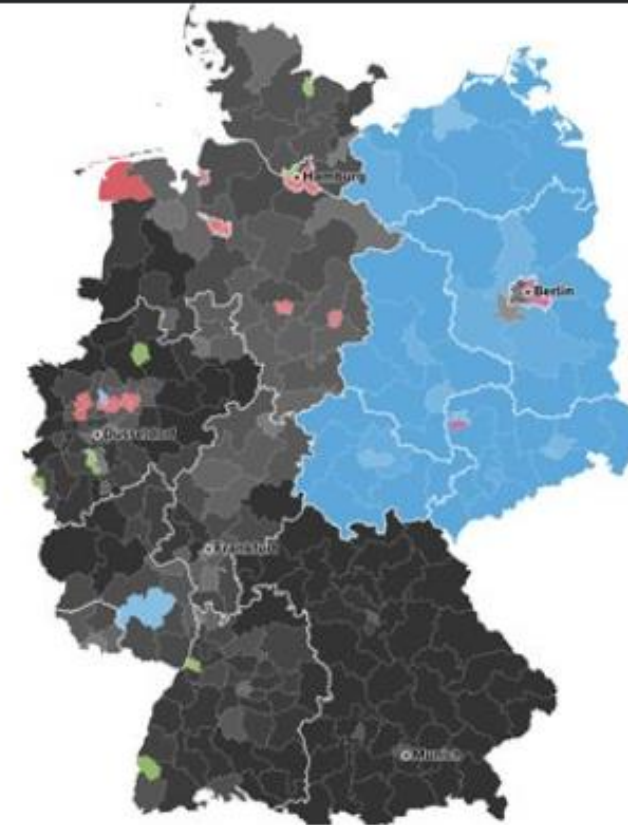
Results in electoral districts (Wahlkreise)

# REPÚBLICA DE WEIMAR - Elecciones parlamentarias 1932 vs 2025

Nazi Votes In 1932 (Black) vs 2025 German Election Results (Afd In Blue)



Nazi Vote Share July 1932



Feb 2025 German Election Results



Partei  
das  
dieser  
über  
ant  
ohne daß  
n mit der  
vorzuzug!



die FRÜNDE  
DEM...



KPD  
STE 3

DER ARBEITER  
IM REICH DES HAKENKREUZE



Schluss u

Frauen

NATION  
SOZIALS



R  
ONST  
EN DIE  
DEED

bauen auf!